



Laboratory
Filtration
Products

Simplifying Progress

SARTORIUS



Table of Contents

Filtration and ultrafiltration are essential process steps in nearly all environmental, chemistry and bioscientific laboratory applications.

Sartorius supplies a wide range of individual filter papers, microporous membranes, filtration devices, ultrafiltration units and chromatography solutions to suit these applications. This catalog provides a condensed overview of the Sartorius Lab Filtration product range. Please contact us directly for specialty catalogs – available for in-depth technical information.

Ultrafiltration and Chromatography

| | |
|-------------------------------------|----|
| Introduction to Lab Ultrafiltration | 6 |
| Macromolecule Concentration | 10 |
| Introduction to Lab Chromatography | 53 |
| Biomolecule Purification | 54 |
| Virus Purification | 58 |

Filtration Devices

| | |
|---------------------------------------|-----|
| Introduction | 66 |
| Minisart® Standard Selection Guide | 67 |
| Minisart® PP Standard Syringe Filter | 68 |
| Minisart® NML Standard Syringe Filter | 74 |
| Claristep® Syringeless Filtration | 83 |
| Sartolab® P20 Pressure Filter Units | 88 |
| Sartolab® RF 50 | 90 |
| Sartolab® RF BT | 92 |
| Sartolab® Multistation | 96 |
| Sartoclear Dynamics® Lab P15 | 98 |
| Sartoclear Dynamics® Lab V | 100 |

Basic Filtration

| | |
|---|-----|
| Introduction | 106 |
| Filter Papers | 108 |
| Glass and Quartz Microfiber Filters | 113 |
| Extraction Thimbles | 118 |
| Membrane Filters | 121 |
| Blotting Chromatography Papers & Blotting Membranes | 130 |
| Filtration Equipment | 133 |
| Large Stainless Steel Filter Holders | 143 |
| Combisart® Kits | 148 |



SARTORIUS

VIVAFLW® 50

SARTORIUS

VIVAFLW® 50

SARTORIUS

Trit Tip

Ultrafiltration and Chromatography

Table of Contents

| | |
|-------------------------------------|----|
| Introduction to Lab Ultrafiltration | 6 |
| Macromolecule Concentration | |
| Vivaspin® 500 | 10 |
| Vivaspin® 2 | 12 |
| Vivaspin® Filtrate | 15 |
| Vivaspin® Turbo 4 PES | 17 |
| Vivaspin® 6 | 19 |
| Vivaspin® 15R | 21 |
| Vivaspin® Turbo 15 PES | 23 |
| Vivaspin® Turbo 15 RC | 25 |
| Vivaspin® 20 | 27 |
| Vivaspin® 100 | 30 |
| NEW! Vivaflow® SU | 33 |
| Vivaflow® 50R | 36 |
| Vivaflow® 200 | 39 |
| Ultrafiltration Membrane Discs | 42 |
| Vivapore® 5 and 10 | 44 |
| Vivacon® 500 | 46 |
| Vivacon® 2 | 49 |
| Introduction to Lab Chromatography | 53 |
| Biomolecule Purification | |
| Vivaclear | 54 |
| Vivapure® IEX | 55 |
| NEW! Sartobind® Lab | 56 |
| Virus Purification | |
| Vivapure® Virus Purification Kits | 58 |
| Vivapure® Adenopack | 59 |
| Vivapure® Lentiselect | 61 |

Introduction to Lab Ultrafiltration

Ultrafiltration is a convective process using anisotropic semi-permeable membranes to separate macromolecular species and solvents – primarily on the basis of size.

Ultrafiltration membranes are used to increase the solute concentration of a desired biological or inorganic species. Macromolecules are retained by the membrane when they are significantly larger than the nominal pore size, while salts and microsolute are removed with the solvent. Multiple concentration steps where an ultrafiltration device is refilled with fresh buffer can also be used to progressively purify, buffer exchange or desalt samples, replacing time-intensive techniques such as dialysis. Furthermore, ultrafiltration can be used as a cost effective method for fractionating macromolecules, provided that there is at least a 10-fold difference in molecular weight. Ultrafiltration is a gentle, non-denaturing method that is more efficient and flexible than alternative processes.

Ultrafiltration Methods

Sartorius offers a comprehensive choice of operating methods for sample ultrafiltration and diafiltration.

- Centrifugal for 0.1 to 90 mL starting volumes
- Pressure for 5 to 98 mL starting volumes
- Pressure-Fugation for 5 to 15 mL starting volumes
- Crossflow | TFF for 0.1 to 5 L starting volumes
- Solvent Absorption for 1 to 20 mL starting volumes

Further information about these methods can be found on page 8.

Typical Applications for Ultrafiltration

- Concentration | desalting of proteins, enzymes, DNA, monoclonal antibodies, immunoglobulins, extracellular vesicles, viruses and nanoparticles
- Bence Jones Protein concentration from urine samples prior to capillary electrophoresis
- Forensic DNA sample concentration prior to sequencing reaction
- Peptide fractionation in FASP (filter-aided sample preparation)
- Free drug | hormone assays
- Removal of primers from PCR amplified DNA
- Removal of labeled amino acids and nucleotides
- Deproteinization of samples
- Recovery of biomolecules from cell culture supernatants | lysates
- Mammalian cell harvesting
- Cell washing, virus purification, cell debris removal and depyrogenation
- Environmental sample clarification | concentration

Membrane Performance Characteristics

Sartorius offers an extended range of membranes to cover the great majority of ultrafiltration requirements.

- Polyethersulfone (PES)
- Regenerated Cellulose (RC)
- Hydrosart® (HY)
- Cellulose Triacetate (CTA)

Further information about the properties of these membrane materials can be found on page 9.

Process Optimization

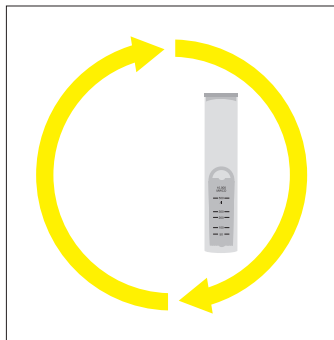
When the highest recoveries are crucial, particularly with solute quantities in the microgram range, Sartorius recommends that users consider the following:

- Select the smallest device that suits the sample volume.
- Take advantage of the extra speed of Sartorius products by refilling a smaller device repeatedly.
- Select the lowest MWCO membrane that suits the application.
- Reduce pressure or centrifugal force to approximately half of the recommended maximum.
- Avoid over-concentration. The smaller the final concentrate volume, the more difficult it is to achieve complete recovery.
- If feasible, after sample retrieval, rinse the device with one or more drops of buffer.
- Pretreat the device overnight with a passivation solution such as 5% SDS, Tween 20 or Triton X-100, then rinse thoroughly before use.



Ultrafiltration Process Methods

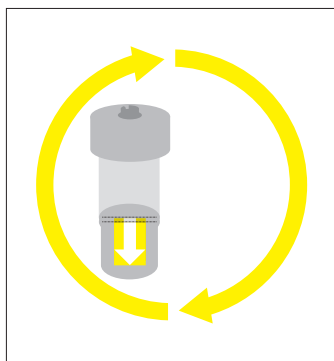
Sartorius offers a comprehensive range of ultrafiltration process methods for the concentration of your biological samples. Below is a guide to selecting the most suitable ultrafiltration method, depending on sample volume, equipment available, and the desired filtration speed and process control.



Centrifugal

Centrifugal (0.1 to 90 mL Starting Volumes)

Driven by centrifugal force, solvent and microsolute are cleared through the ultrafiltration membrane and into a filtrate container positioned below. This gentle process is quick to set up and offers fast filtration speeds with most solutions. Twelve centrifugal devices are offered from the Vivaspin® and Vivacon® families.



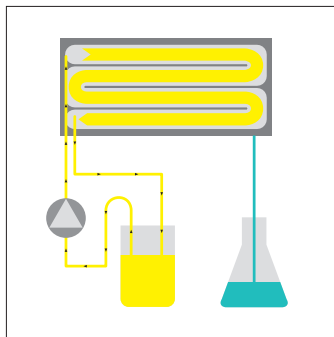
Pressure and Pressure-Fugation

Pressure (5 to 98 mL Starting Volumes)

Pressurized air or inert gas provide the filtration vector for ultrafiltration. For increased process speed, pressurized devices can be placed on an orbital shaker, where agitation impedes macromolecules from polarizing on the membrane surface. Vivaspin® 20 and 100 can be operated using gas pressure.

Pressure-Fugation (5 to 15 mL Starting Volumes)

A unique Sartorius method that combines gas pressure with centrifugation, with process times typically 30 to 50% faster than centrifugation alone. Vivaspin® 20 can be operated this way.



Crossflow | TFF

Crossflow | TFF (0.1 to 5 L Starting Volumes)

The solution to be processed is pumped under pressure across an ultrafiltration membrane and then returned to the original reservoir. The solution is progressively concentrated or purified as solvent and microsolute pass through the membrane into a separate filtrate vessel. Vivaflow® cassettes are offered for this method.



Solvent Absorption

Solvent Absorption (1 to 20 mL Starting Volumes)

An absorbent cellulose pad mounted behind the ultrafiltration membrane draws solvents and microsolute through the membrane. Retained macromolecules are concentrated into the bottom of the sample container. No additional equipment is required. Vivapore® is offered for this technique.

Membrane Performance Characteristics

Sartorius offers an extended range of membranes to cover the great majority of ultrafiltration requirements. The following is a guide to selecting the most appropriate membranes according to their typical performance characteristics. However, membrane behaviour and performance can be highly dependent on the specific characteristics of each sample. Therefore, it is recommended to experiment with multiple membrane materials when optimizing your ultrafiltration process.

Polyethersulfone (PES)

This is a low binding membrane that provides excellent performance with most solutions and exceptional recovery of negatively charged target molecules. Polyethersulfone membranes are usually preferred for their low fouling characteristics, exceptional flux and broad pH compatibility.

Regenerated Cellulose (RC)

The Sartorius regenerated cellulose membrane has been uniquely developed to ensure optimal performance in the lab ultrafiltration devices. This is a hydrophilic membrane suitable for general samples, with ultra-low protein adsorption and high chemical compatibility. Regenerated cellulose is especially well suited to ultrafiltration of oligonucleotides and peptides.

Hydrosart® Regenerated Cellulose (RC)

Demonstrating the same properties as regenerated cellulose, but with the added benefit of enhanced performance characteristics and extremely low protein binding. Hydrosart® is another membrane of choice for applications such as concentration and desalting of immunoglobulin fractions.

Cellulose Triacetate (CTA)

High hydrophilicity and very low non specific binding characterize this membrane. Cast without any support that could trap or bind passing microsolute, these membranes are preferred for sample cleaning and protein removal, and when high recoveries from the filtrate solution is of primary importance.

Membrane Selection Guide

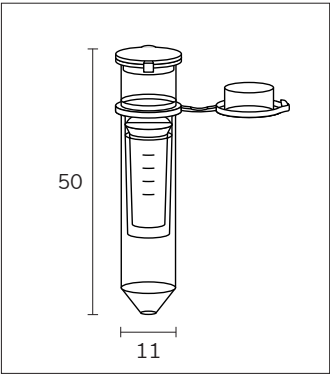
The molecular weight cut-off (MWCO) is the molecular weight of molecules (e.g. globular proteins) which are retained by the membrane to an extent of 90 %. Therefore, to ensure the highest recovery, select a membrane with a MWCO which is a maximum of one third to half the molecular weight of the solute to be retained.

Most ultrafiltration devices are designed for concentration | diafiltration applications. Therefore, the membranes in these devices are tested for retention rather than passage of macromolecules. In particular, PES, RC and Hydrosart® membranes have support structures, which may lead to some loss of molecules that permeate the membrane.

| Recommended MWCO | | | | | | |
|------------------------|---------|--------|--------|--------|---------|-----------|
| Application | < 5 kDa | 10 kDa | 30 kDa | 50 kDa | 100 kDa | > 300 kDa |
| Bacteria | | | | | ■ | ■ |
| Enzymes | ■ | ■ | | | | |
| Extracellular vesicles | | | | | ■ | ■ |
| Growth factors | ■ | ■ | | | | |
| IgG and mAbs | | | ■ | ■ | ■ | |
| Nucleic acids | ■ | ■ | ■ | ■ | ■ | |
| Oligonucleotides | ■ | | | | | |
| Peptides | ■ | | | | | |
| Viruses | | | ■ | ■ | ■ | ■ |
| Yeast | | | | | ■ | ■ |

Vivaspin® 500

For general laboratory use



100 to 500 µL Samples

Vivaspin® 500 centrifugal filter units offer a simple, one-step procedure for sample preparation. They can effectively be used in fixed-angle rotors accepting 2.2 mL centrifuge tubes.

The legacy patented vertical membrane design and thin channel filtration chamber (US 5,647,990) minimize membrane fouling and provide fast concentrations – even with particle-loaded solutions.

Specifications

| Vivaspin® 500 | | |
|---------------------------|--------------------------------------|------------------------|
| Concentrator capacity | Swing bucket rotor | do not use |
| | Fixed angle rotor | 500 µL |
| Dimensions | Length × diameter | 50 × 11 mm |
| | Active membrane area | 0.5 cm² |
| | Hold-up volume, membrane and support | < 5 µL |
| | Dead-stop volume | 5 µL |
| Materials of construction | Body | Polycarbonate (PC) |
| | Filtrate vessel | Polypropylene (PP) |
| | Concentrator cap | Polycarbonate (PC) |
| | Membrane | Polyethersulfone (PES) |

Typical Performance Characteristics

| Time to concentrate up to 30x at 20 °C and solute recovery | | |
|--|-------------|----------|
| Rotor | Fixed angle | |
| Centrifugal force | 12,000 g | |
| Start volume | 500 µL | |
| | Time | Recovery |
| Aprotinin 0.25 mg/mL (6.5 kDa) | | |
| 3 kDa MWCO PES | 30 min | 96% |
| BSA 1.0 mg/mL (66 kDa) | | |
| 5 kDa MWCO PES | 15 min | 96% |
| 10 kDa MWCO PES | 5 min | 96% |
| 30 kDa MWCO PES | 5 min | 95% |
| IgG 0.25 mg/mL (150 kDa) | | |
| 30 kDa MWCO PES | 10 min | 96% |
| 50 kDa MWCO PES | 10 min | 96% |
| 100 kDa MWCO PES | 10 min | 96% |

Ordering Information

| Vivaspin® 500 PES | Pack size | Prod. No. |
|--------------------------|------------------|------------------|
| 3 kDa MWCO | 25 | VS0191 |
| 3 kDa MWCO | 100 | VS0192 |
| 5 kDa MWCO | 25 | VS0111 |
| 5 kDa MWCO | 100 | VS0112 |
| 10 kDa MWCO | 25 | VS0101 |
| 10 kDa MWCO | 100 | VS0102 |
| 30 kDa MWCO | 25 | VS0121 |
| 30 kDa MWCO | 100 | VS0122 |
| 50 kDa MWCO | 25 | VS0131 |
| 50 kDa MWCO | 100 | VS0132 |
| 100 kDa MWCO | 25 | VS0141 |
| 100 kDa MWCO | 100 | VS0142 |
| 300 kDa MWCO | 25 | VS0151 |
| 300 kDa MWCO | 100 | VS0152 |
| 1,000 kDa MWCO | 25 | VS0161 |
| 1,000 kDa MWCO | 100 | VS0162 |
| 0.2 µm | 100 | VS0172 |



Visit us at www.sartorius.com/Vivaspin500 to get additional info.
Find instructions on how to use Vivaspin® 500 for

- Desalting and buffer exchange
- Preparation of biological nanoparticles and medical nanocarriers
- Concentration and purification of viruses
- Concentration to a predefined volume
- Concentration of diluted samples with increased recovery

Vivaspin® 2

For general laboratory use

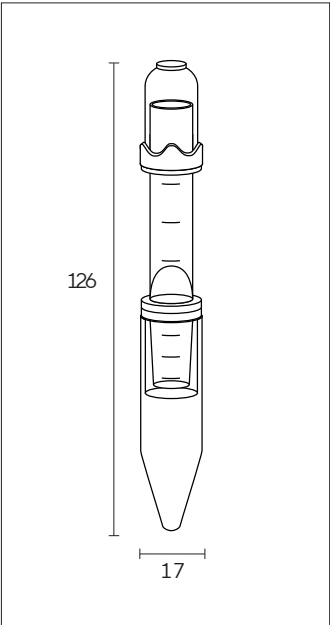


0.4 to 3 mL Samples
Vivaspin® 2 bridges the gap between the 500 µL and 4 mL centrifugal concentrators. This device combines the speed of the classic Vivaspin® products with low internal surface and membrane areas for superior recoveries from very dilute solutions.

Available with a choice of polyethersulfone, Hydrosart® or cellulose triacetate membranes, Vivaspin® 2 offers the highest flexibility for process optimization.

Also unique to Vivaspin® 2 is the choice of directly pipetting the concentrate from the dead-stop pocket built into the bottom of the concentrator, or alternatively reverse spinning into the concentrator cap. Both methods result in near total concentrate recoveries.

Specifications



| Vivaspin® 2 | | |
|---------------------------|--------------------------|---------------------------------------|
| Concentrator capacity | Swing bucket rotor | 3 mL |
| | Fixed angle rotor | 2 mL |
| Dimensions | Length × diameter | 126 × 17 mm |
| | Active membrane area | 1.2 cm² |
| | Hold-up volume, membrane | < 10 µL |
| | Dead-stop volume | 8 µL |
| Materials of construction | Body | Polycarbonate (PC) |
| | Filtrate vessel | Polycarbonate (PC) |
| | Concentrator cap | Polycarbonate (PC) |
| | Membrane | Polyethersulfone (PES) |
| | | Hydrosart® regenerated cellulose (RC) |
| | | Cellulose Triacetate (CTA) |

Typical Performance Characteristics

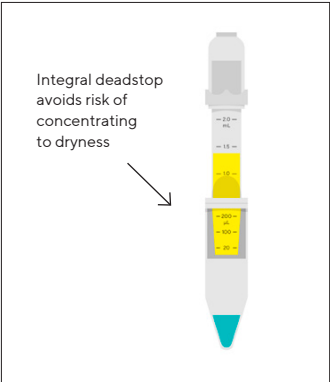
| Time to concentrate up to 30x at 20 °C and solute recovery | | |
|--|-------------|----------|
| Rotor | Fixed angle | |
| Centrifugal force | 5,000 g | |
| Start volume | 2 mL | |
| | Time | Recovery |
| Aprotinin 0.25 mg/mL (6.5 kDa) | | |
| 3 kDa MWCO PES | 50 min | 96% |
| BSA 1.0 mg/mL (66 kDa) | | |
| 5 kDa MWCO PES | 12 min | 98% |
| 5 kDa MWCO RC | 22 min | 98% |
| 10 kDa MWCO PES | 8 min | 98% |
| 10 kDa MWCO CTA | 10 min | 96% |
| 10 kDa MWCO RC | 12 min | 98% |
| 20 kDa MWCO CTA | 5 min | 96% |
| 30 kDa MWCO PES | 8 min | 97% |
| 30 kDa MWCO RC | 5 min | 97% |

Typical Performance Characteristics

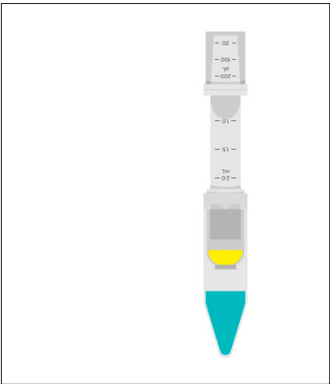
| | Time to concentrate up to 30x at 20 °C and solute recovery | |
|--------------------------|---|----------|
| Rotor | Fixed angle | |
| Centrifugal force | 5,000 <i>g</i> | |
| Start volume | 2 mL | |
| | Time | Recovery |
| IgG 0.25 mg/mL (150 kDa) | | |
| 20 kDa MWCO CTA | 6 min | 97% |
| 30 kDa MWCO PES | 10 min | 96% |
| 50 kDa MWCO PES | 10 min | 96% |
| 100 kDa MWCO PES | 8 min | 95% |

Ordering Information

| Vivaspin® 2 PES | Pack size | Prod. No. |
|-----------------|-----------|-----------|
| 3 kDa MWCO | 25 | VS0291 |
| 3 kDa MWCO | 100 | VS0292 |
| 5 kDa MWCO | 25 | VS0211 |
| 5 kDa MWCO | 100 | VS0212 |
| 10 kDa MWCO | 25 | VS0201 |
| 10 kDa MWCO | 100 | VS0202 |
| 30 kDa MWCO | 25 | VS0221 |
| 30 kDa MWCO | 100 | VS0222 |
| 50 kDa MWCO | 25 | VS0231 |
| 50 kDa MWCO | 100 | VS0232 |
| 100 kDa MWCO | 25 | VS0241 |
| 100 kDa MWCO | 100 | VS0242 |



PES, HY or CTA membranes



Reverse spin concentrate retrieval

| Vivaspin® 2 CTA | Pack size | Prod. No. |
|-----------------|-----------|-----------|
| 10 kDa MWCO | 100 | VS02V2 |
| 20 kDa MWCO | 100 | VS02X2 |

| Vivaspin® 2 RC | Pack size | Prod. No. |
|----------------|-----------|-----------|
| 2 kDa MWCO | 25 | VS02H91 |
| 2 kDa MWCO | 100 | VS02H92 |
| 5 kDa MWCO | 25 | VS02H11 |
| 5 kDa MWCO | 100 | VS02H12 |
| 10 kDa MWCO | 25 | VS02H01 |
| 10 kDa MWCO | 100 | VS02H02 |
| 30 kDa MWCO | 25 | VS02H21 |
| 30 kDa MWCO | 100 | VS02H22 |

Ordering Tips

- Choose a membrane pore size at least 50% smaller than the size of the molecule to be retained.
- Usually choose PES membranes for fastest concentrations.
- Usually choose CTA for protein removal or ultrafiltrate recovery.
- Usually choose Hydrosart® membranes for highest recovery of immunoglobulins.



Visit us at www.sartorius.com/Vivaspin2 to get additional info.
Find instructions on how to use Vivaspin® 2 for

- Desalting and buffer exchange
- Preparation of biological nanoparticles and medical nanocarriers
- Concentration and purification of viruses
- Concentration of diluted samples with increased recovery
- Sample preparation for radio immunoassay

Vivaspin® Filtrate

For general laboratory use



Vivaspin® Filtrate is a ready-to-use unit for low volume, centrifugal ultrafiltration to separate proteins from low molecular weight substances in biological samples.

Vivaspin® Filtrate features a unique design that enables ultrafiltration in the direction opposite to centrifugal force. This is so effective in preventing premature blockage of the filter that even whole blood samples can be deproteinized.

The ultrafiltrate is collected in the floating filtrate tube, where it is readily accessible without disassembly.

Vivaspin® Filtrate is ideal for the following applications:

- Drug binding studies
- Isolation of metabolites from serum
- Protein removal from blood samples
- Cleaning of liposomes
- Virus removal

Specifications

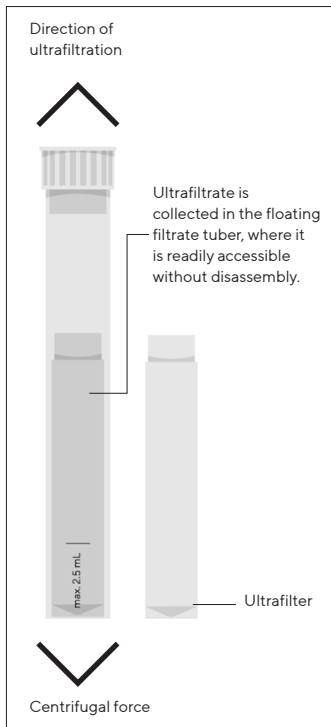
Vivaspin® Filtrate

| | | |
|---------------------------|----------------------------|--|
| Concentrator capacity | Swing bucket rotor | 2.5 mL |
| | Fixed angle rotor | 2.5 mL |
| Dimensions | Length × diameter | 93 × 14 mm |
| | Active membrane area | 0.79 cm ² |
| | Hold-up volume of membrane | < 5 µL |
| | Dead-stop volume | 100 µL |
| Materials of construction | Centrifuge tube | Polystyrene (PS) |
| | Floater tube | Styrene Acrylonitrile (SAN) |
| | Cap | Polyethylene (PE) |
| | Membrane | Cellulose Triacetate (CTA) Polyethersulfone (PES) |

Typical Performance Characteristics

| | Time to filter and solute passage | | |
|---------------------------------------|-----------------------------------|---------------------------------|---------|
| | Time to filter 50% of sample | Time to filter 90% of sample | Passage |
| Centrifugal force | 2,000 g | | |
| Start volume | 2.5 mL | | |
| BSA 1.0 mg/mL (66 kDa) | | | |
| 5 kDa MWCO | 300 min | N/A | 0% |
| 10 kDa MWCO | 35 min | 80 min | 2% |
| 20 kDa MWCO | 9 min | 20 min | 2% |
| IgG 0.25 mg/mL (150 kDa) | | | |
| 100 kDa MWCO | 13 min | 35 min | 3% |
| Blue Dextran 0.1 mg/mL (2,000 kDa) | | | |
| 300 kDa MWCO | 9 min | 25 min | 28% |

Devices can be used in conical or flat bottom centrifuge adaptors.



Ordering Information

| Vivaspin® Filtrate CTA | Pack size | Prod. No. |
|-------------------------------|------------------|------------------|
| 5 kDa MWCO | 12 | 13229-E |
| 10 kDa MWCO | 12 | 13239-E |
| 20 kDa MWCO | 12 | 13249-E |
| Vivaspin® Filtrate PES | | |
| 100 kDa MWCO | 12 | 13269-GE |
| 300 kDa MWCO | 12 | 13279-E |

References

P. Nebinger and M. Koel:
Determination of acyclovir by
ultrafiltration and high-performance
liquid chromatography.
J. Chromatography **619**, 342-344 (1993)

F. da Fonseca-Wollheim, K.-G. Heinze,
K. Lomsky and H. Schreiner:
Serum ultrafiltration for the elimination
of endogenous interfering substances
in creatinine determination.
J. Clin. Chem. Clin. Biochem. **26**,
523-525 (1988)

R. H. Christenson, S. D. Studenberg,
S. Beck-Davis and F. A. Sedor:
Digoxin-like immunoreactivity
eliminated from serum by centrifugal
ultrafiltration before fluorescence
polarization immunoassay of digoxin.
Clinical Chemistry **33**, 606-608 (1987)

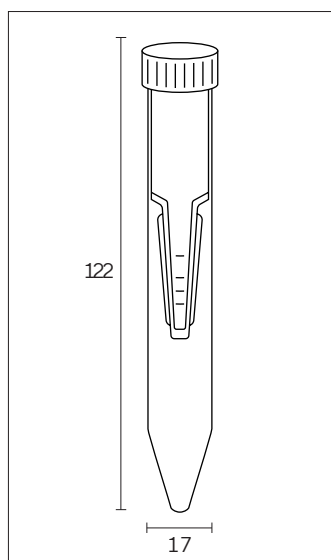


Visit us at www.sartorius.com/en/products/lab-filtration-purification/ultrafiltration-devices to get additional info.

Find instructions on how to use Vivaspin® Filtrate for the high recovery of cationized protein.

Vivaspin® Turbo 4 PES

For general laboratory use



2 to 4 mL Samples

Vivaspin® Turbo 4 PES offers the fastest sample concentration with the highest recoveries. This device can handle up to 4 mL sample volumes in swing bucket and fixed angle rotors that accept 15 mL conical bottom centrifuge tubes.

The optimized design and sleek internal profile ensure maximum process speeds all the way down to the last few microliters, resulting in more than 100-fold concentration.

UV joining technology provides a smooth joint transition between membrane and housing, allowing collection of the entire concentrated sample from the unique, pipette tip-friendly angular dead-stop pocket.

Specifications

| Vivaspin® Turbo 4 PES | | |
|---------------------------|--------------------------------|-----------------------------------|
| Concentrator capacity | Swing bucket rotor | 4 mL |
| | Fixed angle rotor | 4 mL |
| Dimensions | Length × diameter | 122.5 × 17 mm |
| | Active membrane area | 3.2 cm ² |
| | Hold-up volume, membrane | < 10 µL |
| | Dead-stop volume, swing bucket | 40 µL |
| | Dead-stop volume, fixed angle | 30 µL |
| Materials of construction | Body | Styrene butadiene copolymer (SBC) |
| | Filtrate vessel | Polypropylene (PP) |
| | Concentrator cap | Polypropylene (PP) |
| | Membrane | Polyethersulfone (PES) |

Typical Performance Characteristics

| Time to concentrate up to 30x at 20 °C and solute recovery | | | | |
|--|--------------|----------|-------------------|----------|
| Rotor | Swing bucket | | Fixed angle (25°) | |
| Centrifuge speed | 4,000 g | | 7,500 g | |
| Start volume | 4 mL | | 4 mL | |
| | Time | Recovery | Time | Recovery |
| Cytochrome c (12.4 kDa) | | | | |
| 3 kDa MWCO PES | 60 min | 98% | 80 min | 96% |
| 5 kDa MWCO PES | 40 min | 95% | 50 min | 94% |
| Lysozyme (14.3 kDa) | | | | |
| 3 kDa MWCO PES | 65 min | 95% | 70 min | 93% |
| 5 kDa MWCO PES | 50 min | 94% | 60 min | 92% |
| α-Chymotrypsin (25 kDa) | | | | |
| 10 kDa MWCO PES | 10 min | 95% | 8 min | 95% |
| BSA (66 kDa) | | | | |
| 10 kDa MWCO PES | 10 min | 98% | 7 min | 97% |
| 30 kDa MWCO PES | 8 min | 96% | 6 min | 97% |

Typical Performance Characteristics

| | Time to concentrate up to 30x at 20 °C and solute recovery | | | |
|-------------------|---|----------|--------|----------|
| | Time | Recovery | Time | Recovery |
| IgG (150 kDa) | | | | |
| 30 kDa MWCO PES | 18 min | 94% | 13 min | 92% |
| 50 kDa MWCO PES | 16 min | 93% | 12 min | 90% |
| 100 kDa MWCO PES* | 17 min | 94% | 13 min | 92% |

* 3,000 g swing bucket or 5,000 g fixed angle

Ordering Information

| Vivaspin® Turbo 4 PES | Pack size | Prod. No. |
|-----------------------|-----------|-----------|
| 3 kDa MWCO | 25 | VS04T91 |
| 3 kDa MWCO | 100 | VS04T92 |
| 5 kDa MWCO | 25 | VS04T11 |
| 5 kDa MWCO | 100 | VS04T12 |
| 10 kDa MWCO | 25 | VS04T01 |
| 10 kDa MWCO | 100 | VS04T02 |
| 30 kDa MWCO | 25 | VS04T21 |
| 30 kDa MWCO | 100 | VS04T22 |
| 50 kDa MWCO | 25 | VS04T31 |
| 50 kDa MWCO | 100 | VS04T32 |
| 100 kDa MWCO | 25 | VS04T41 |
| 100 kDa MWCO | 100 | VS04T42 |

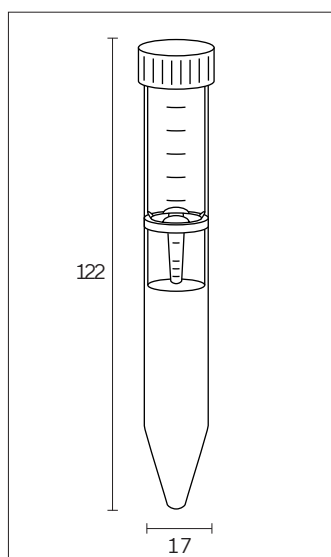


Visit us at www.sartorius.com/VivaspinTurbo4 for further information.
Here you can find instructions on how to use Vivaspin® Turbo 4 PES for:

- Desalting and buffer exchange
- Preparation of biological nanoparticles and medical nanocarriers
- Concentration and purification of viruses
- Separation of proteins and metabolites for disease detection

Vivaspin® 6

For general laboratory use



2 to 6 mL Samples

Vivaspin® 6 concentrators have been developed to offer increased volume flexibility and performance.

Vivaspin® 6 can process an impressive 6 mL in either swing bucket or fixed angle rotors accepting standard 15 mL conical bottom centrifuge tubes.

The Vivaspin® 6 features twin vertical membranes for unparalleled filtration speeds and more than 100-fold concentration. The remaining volume is easy to read off the printed graduations on the side of the concentrator and the modified dead-stop pocket further simplifies direct pipette recovery of the final concentrate.

Specifications

| Vivaspin® 6 | | |
|---------------------------|----------------------------|------------------------|
| Concentrator capacity | Swing bucket rotor | 6 mL |
| | Fixed angle rotor | 6 mL |
| Dimensions | Length × diameter | 122 × 17 mm |
| | Active membrane area | 2.5 cm ² |
| | Hold-up volume of membrane | < 10 µL |
| | Dead-stop volume | 30 µL |
| Materials of construction | Body | Polycarbonate (PC) |
| | Filtrate vessel | Polycarbonate (PC) |
| | Concentrator cap | Polypropylene (PP) |
| | Membrane | Polyethersulfone (PES) |

Typical Performance Characteristics

| Time to concentrate up to 30× at 20 °C and solute recovery | | | | |
|--|--------------|----------|-------------------|----------|
| Rotor | Swing bucket | | Fixed angle [25°] | |
| Centrifuge speed | 3,000 g | | 7,500 g* | |
| Start volume | 6 mL | | 6 mL | |
| | Time | Recovery | Time | Recovery |
| Cytochrome c 0.25 mg/mL (12.4 kDa MW) | | | | |
| 5 kDa MWCO PES | – | – | 90 min | 97% |
| BSA 1.0 mg/mL (66 kDa MW) | | | | |
| 5 kDa MWCO PES | 20 min | 98% | 12 min | 98% |
| 10 kDa MWCO PES | 13 min | 98% | 10 min | 98% |
| 30 kDa MWCO PES | 12 min | 98% | 9 min | 97% |
| IgG 0.25 mg/mL (150 kDa MW) | | | | |
| 30 kDa MWCO PES | 18 min | 96% | 15 min | 95% |
| 50 kDa MWCO PES | 17 min | 96% | 14 min | 95% |
| 100 kDa MWCO PES | 15 min | 91% | 12 min | 91% |
| Latex beads 0.004 % in DMEM + 10% FCS (0.055 µm) | | | | |
| 300 kDa MWCO PES | – | – | 25 min | 99% |
| Latex beads 0.004 % in DMEM + 10% FCS (0.24 µm) | | | | |
| 1,000 kDa MWCO PES | – | – | 4 min | 99% |
| Yeast 1.0 mg/mL (<i>S. Cerevisiae</i>) | | | | |
| 0.2 µm PES | 4 min | 97% | 3 min | 97% |

* 6,000 g for 100K MWCO devices

Ordering Information

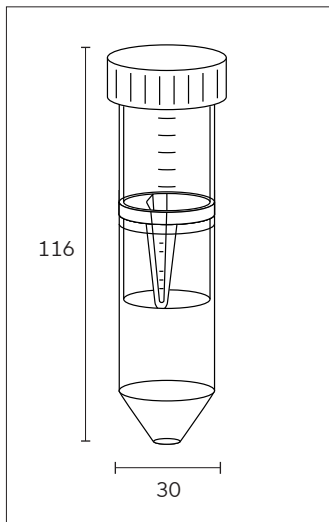
| Vivaspin® 6 PES | Pack size | Prod. No. |
|------------------------|------------------|------------------|
| 3 kDa MWCO | 25 | VS0691 |
| 3 kDa MWCO | 100 | VS0692 |
| 5 kDa MWCO | 25 | VS0611 |
| 5 kDa MWCO | 100 | VS0612 |
| 10 kDa MWCO | 25 | VS0601 |
| 10 kDa MWCO | 100 | VS0602 |
| 30 kDa MWCO | 25 | VS0621 |
| 30 kDa MWCO | 100 | VS0622 |
| 50 kDa MWCO | 25 | VS0631 |
| 50 kDa MWCO | 100 | VS0632 |
| 100 kDa MWCO | 25 | VS0641 |
| 100 kDa MWCO | 100 | VS0642 |
| 300 kDa MWCO | 25 | VS0651 |
| 300 kDa MWCO | 100 | VS0652 |
| 1,000 kDa MWCO | 25 | VS0661 |
| 1,000 kDa MWCO | 100 | VS0662 |
| 0.2 µm | 100 | VS0672 |



Visit us at www.sartorius.com/Vivaspin6 to get additional info.
Find instructions on how to use Vivaspin® 6 for

- Desalting and buffer exchange
- Preparation of biological nanoparticles and medical nanocarriers
- Concentration and purification of viruses
- Concentration of diluted samples with increased recovery

Vivaspin® 15R



2 to 15 mL Samples

Vivaspin® 15R is designed for initial sample volumes of 2 to 15 mL and features a modified regenerated cellulose membrane; Hydrosart®. This membrane is ideal where extremely high recovery with very low adsorption is needed. Examples of these applications include desalting and concentration of Ig fractions.

Advantages

- Ultimate recovery with low adsorption (95–98%)
- Exceptionally fast concentration time (30 x in 15 min.)
- Convenient application protocol with easy handling
- Easy scale-up for large feed volumes with Vivaflow® SU TFF cassettes
- Very low hold-up volume (<20 µL)

Specifications

Vivaspin® 15R

| | | |
|---------------------------|----------------------------|---------------------------------------|
| Concentrator capacity | Swing bucket rotor | 15 mL |
| | Fixed angle rotor | 12.5 mL |
| Dimensions | Length × diameter | 116 × 30 mm |
| | Active membrane area | 3.9 cm ² |
| | Hold-up volume of membrane | <20 µL |
| | Dead-stop volume | 30 µL |
| Materials of construction | Body | Polycarbonate (PC) |
| | Filtrate vessel | Polycarbonate (PC) |
| | Concentrator cap | Polypropylene (PP) |
| | Membrane | Hydrosart® regenerated cellulose (RC) |

Typical Performance Characteristics

| | Time to concentrate up to 30× at 20 °C and solute recovery | | | |
|--|--|----------|-------------------|----------|
| | Swing bucket | | Fixed angle [25°] | |
| Rotor | 3,000 g | | 6,000 g | |
| Centrifuge speed | 15 mL | | 12.5 mL | |
| Start volume | Time | Recovery | Time | Recovery |
| Aprotinin 0.1 mg/mL* (6.5 kDa MW) | | | | |
| 5 kDa MWCO | 47 min | 95% | 45 min | 95% |
| Cytochrome c 0.25 mg/mL* (12.4 kDa MW) | | | | |
| 5 kDa MWCO | 45 min | 96% | 45 min | 96% |
| 10 kDa MWCO | 25 min | 94% | 18 min | 94% |
| α-Chymotrypsin 0.25 mg/mL* (25 kDa MW) | | | | |
| 5 kDa MWCO | 50 min | 98% | 45 min | 98% |
| 10 kDa MWCO | 25 min | 98% | 18 min | 98% |
| Ovalbumin 1.0 mg/mL* (45 kDa MW) | | | | |
| 10 kDa MWCO | 20 min | 98% | 14 min | 98% |
| 30 kDa MWCO | 15 min | 94% | 12 min | 94% |

Typical Performance Characteristics

| | Time to concentrate up to 30× at 20 °C and solute recovery | | | |
|---|--|----------|--------|----------|
| | Time | Recovery | Time | Recovery |
| BSA 1.0 mg/mL* (66 kDa MW) 30 kDa MWCO | 18 min | 98% | 15 min | 98% |
| IgG 0.1 mg/mL* in DMEM (160 kDa MW) 30 kDa MWCO | 30 min | 98% | 25 min | 96% |

* proteins other than IgG made up in 50 mM potassium phosphate, 150 mM sodium chloride, pH 7.4

Ordering Information

| Vivaspin® 15R RC | Pack size | Prod. No. |
|------------------|-----------|-----------|
| 2 kDa MWCO | 12 | VS15RH91 |
| 2 kDa MWCO | 48 | VS15RH92 |
| 5 kDa MWCO | 12 | VS15RH11 |
| 5 kDa MWCO | 48 | VS15RH12 |
| 10 kDa MWCO | 12 | VS15RH01 |
| 10 kDa MWCO | 48 | VS15RH02 |
| 30 kDa MWCO | 12 | VS15RH21 |
| 30 kDa MWCO | 48 | VS15RH22 |

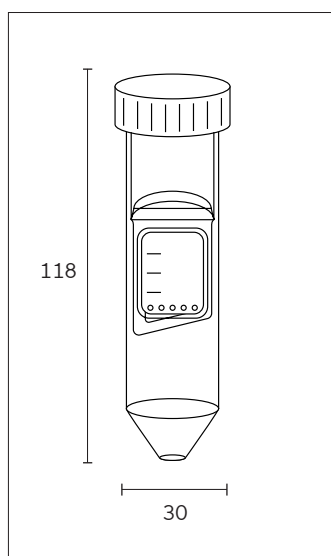


Visit us at www.sartorius.com/Vivaspin15R to get additional info.
Find instructions on how to use Vivaspin® 15R for

- Desalting and buffer exchange
- Preparation of biological nanoparticles and medical nanocarriers
- Concentration and purification of viruses
- Concentration of diluted samples with increased recovery

Vivaspin® Turbo 15 PES

For general laboratory use



4 to 15 mL Samples

Vivaspin® Turbo 15 enables the fastest sample concentration with the highest recoveries. This device can handle a sample volume of up to 110 or 15 mL in fixed angle or swing bucket rotors that accept 50 mL conical bottom centrifuge tubes.

The optimized design and sleek internal profile of Vivaspin® Turbo 15 ensure maximum process speeds all the way down to the last few microliters, which results in more than 100-fold concentration.

The UV joining technology ensures smooth joint transition between the membrane and the plastic housing – allowing removal of the entire sample concentrated in the unique, pipette-friendly dead-stop pocket.

Specifications

Vivaspin® Turbo 15 PES

| | | |
|---------------------------|---|-----------------------------------|
| Concentrator capacity | Swing bucket rotor | 15 mL |
| | Fixed angle rotor (25°) | 9 mL |
| Dimensions | Total length (concentrator insert) | 77 mm |
| | Total length (in tube with cap) | 118 mm |
| | Diameter (concentrator insert) | 27 mm |
| | Active membrane area | 7.2 cm ² |
| | Hold-up volume of membrane | < 10 µL |
| | Dead-stop volume for swing-bucket rotor | 100 µL |
| | Dead-stop volume for fixed-angle rotor | 60 µL |
| Materials of construction | Body | Styrene butadiene copolymer (SBC) |
| | Filtrate vessel | Polypropylene (PP) |
| | Concentrator cap | Polypropylene (PP) |
| | Membrane | Polyethersulfone (PES) |

Typical Performance Characteristics

| Time to concentrate up to 20× at 20 °C and solute recovery | | | | |
|--|--------------|----------|-------------------|----------|
| Rotor | Swing bucket | | Fixed angle [25°] | |
| Centrifuge speed | 4,000 g* | | 4,000 g* | |
| Start volume | 15 mL | | 9 mL | |
| | Time | Recovery | Time | Recovery |
| Cytochrome c* (12.4 kDa MW) | | | | |
| 5 kDa MWCO PES | 30 min | 98% | 50 min | 98% |
| Lysozyme* (14.3 kDa MW) | | | | |
| 5 kDa MWCO PES | 33 min | 96% | 50 min | 96% |
| α-Chymotrypsin** (25 kDa MW) | | | | |
| 10 kDa MWCO PES | 10 min | 95% | 10 min | 95% |
| BSA** (66 kDa MW) | | | | |
| 10 kDa MWCO PES | 10 min | 99% | 10 min | 99% |
| 30 kDa MWCO PES | 8 min | 98% | 10 min | 98% |

*2,000 g for 100K MWCO devices

Typical Performance Characteristics

| | Time to concentrate up to 20× at 20 °C and solute recovery | | | |
|--------------------|--|----------|--------|----------|
| | Time | Recovery | Time | Recovery |
| IgG** (150 kDa MW) | | | | |
| 30 kDa MWCO PES | 23 min | 95% | 17 min | 95% |

* 0.25 mg/mL ** 1 mg/mL

Ordering Information

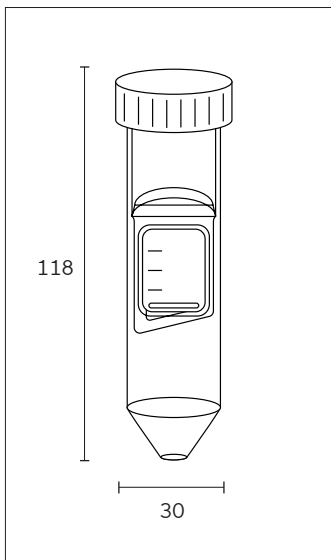

| Vivaspin® Turbo 15 PES | Pack size | Prod. No. |
|------------------------|-----------|-----------|
| 3 kDa MWCO | 12 | VS15T91 |
| 3 kDa MWCO | 48 | VS15T92 |
| 5 kDa MWCO | 12 | VS15T11 |
| 5 kDa MWCO | 48 | VS15T12 |
| 10 kDa MWCO | 12 | VS15T01 |
| 10 kDa MWCO | 48 | VS15T02 |
| 30 kDa MWCO | 12 | VS15T21 |
| 30 kDa MWCO | 48 | VS15T22 |
| 50 kDa MWCO | 12 | VS15T31 |
| 50 kDa MWCO | 48 | VS15T32 |
| 100 kDa MWCO | 12 | VS15T41 |
| 100 kDa MWCO | 48 | VS15T42 |



Visit us at www.sartorius.com/VivaspinTurbo15 to get additional info.
Find instructions on how to use Vivaspin® Turbo 15 for

- Desalting and buffer exchange
- Preparation of biological nanoparticles and medical nanocarriers
- Concentration and purification of viruses
- Concentration of diluted samples with increased recovery
- Concentration to a predefined volume
- Depyrogenation of ultrafiltration devices
- Concentration of mammalian cell culture supernatants

Vivaspin® Turbo 15 RC



4 to 15 mL Samples

Vivaspin® Turbo 15 RC allows fastest sample concentration with highest recoveries. This device can handle up to 11 or 15 mL sample volumes in fixed angle or swing bucket rotors accepting 50 mL centrifuge tubes.

The Vivaspin® Turbo 15 RC optimized design and sleek internal profile ensure maximum process speeds right the way down to the last few micro litres leading to more than 100-fold concentration. The hydrophilic regenerated cellulose (RC) is suitable for general samples, with ultra-low protein absorption and high chemical compatibility. The membrane is especially well suited to oligonucleotides and peptides and has been developed uniquely for lab ultrafiltration applications.

The solvent free heat weld technology allows for a smooth transition between the membrane and plastic housing, providing complete sample recovery from the unique pipette friendly dead stop pocket. Combined with the PES counterpart the Vivaspin® Turbo range offers the best membrane, whatever the sample.

Specifications

Vivaspin® Turbo 15 PES

| | | |
|---------------------------|---|-----------------------------------|
| Concentrator capacity | Swing bucket rotor | 15 mL |
| | Fixed angle rotor (25°) | 9 mL |
| Dimensions | Total length (concentrator insert) | 77 mm |
| | Total length (in tube with cap) | 118 mm |
| | Diameter (concentrator insert) | 27 mm |
| | Active membrane area | 8.1 cm ² |
| | Hold-up volume of membrane | < 10 µL |
| | Dead-stop volume for swing-bucket rotor | 100 µL |
| | Dead-stop volume for fixed-angle rotor | 60 µL |
| Materials of construction | Body | Styrene butadiene copolymer (SBC) |
| | Filtrate vessel | Polypropylene (PP) |
| | Concentrator cap | Polypropylene (PP) |
| | Membrane | Regenerated Cellulose (RC) |

Typical Performance Characteristics

| | Time to concentrate up to 20× at 20 °C and solute recovery | | | |
|---|--|----------|-------------------|----------|
| | Swing bucket | | Fixed angle [25°] | |
| Rotor | | | | |
| Centrifuge speed | 4,000 g*** | | 6,000 g | |
| Start volume | 15 mL | | 11 mL | |
| | Time | Recovery | Time | Recovery |
| Cytochrome c* (12.4 kDa MW) 5 kDa MWCO RC | 23 min | 94% | 37 min | 92% |
| Lysozyme* (14.3 kDa MW) 5 kDa MWCO RC | 23 min | 94% | 37 min | 89% |
| α-Chymotrypsin** (25 kDa MW) 10 kDa MWCO RC | 7 min | 93% | 9 min | 92% |
| BSA** (66 kDa MW) 10 kDa MWCO RC** | 8 min | 94% | 10 min | 98% |
| 30 kDa MWCO RC* | 4 min | 96% | 4 min | 93% |
| Gamma Globulin (150 kDa MW) 50 kDa MWCO RC** | 17 min | 95% | 11 min | 96% |
| 100 kDa MWCO RC** | 18 min | 89% | 12 min | 89% |

* 0.25 mg/mL ** 1 mg/mL *** 3,000 g for 100K MWCO devices

Ordering Information

| Vivaspin® Turbo 15 RC | Pack size | Prod. No. |
|-----------------------|-----------|-----------|
| 5 kDa MWCO | 12 | VS15TR11 |
| 5 kDa MWCO | 48 | VS15TR12 |
| 10 kDa MWCO | 12 | VS15TR01 |
| 10 kDa MWCO | 48 | VS15TR02 |
| 30 kDa MWCO | 12 | VS15TR21 |
| 30 kDa MWCO | 48 | VS15TR22 |
| 50 kDa MWCO | 12 | VS15TR31 |
| 50 kDa MWCO | 48 | VS15TR32 |
| 100 kDa MWCO | 12 | VS15TR41 |
| 100 kDa MWCO | 48 | VS15TR42 |



Visit us at www.sartorius.com/VivaspinTurbo15 to get additional info.
Find instructions on how to use Vivaspin® Turbo 15 for

- Desalting and buffer exchange
- Preparation of biological nanoparticles and medical nanocarriers
- Concentration and purification of viruses
- Concentration of diluted samples with increased recovery
- Concentration to a predefined volume

Vivaspin® 20

For general laboratory use



5 to 20 mL Samples

Vivaspin® 20 centrifugal concentrators have been developed to offer increased volume flexibility and performance.

Vivaspin® 20 handles up to 140 or 20 mL in fixed angle or swing bucket rotors that accept 50 mL conical bottom centrifuge tubes. Featuring twin vertical membranes for unparalleled filtration speeds, the Vivaspin® 20 can achieve more than 100-fold concentrations. The remaining volume is easy to read off the printed graduations on the side of the concentrator and the modified dead-stop pocket further simplifies direct pipette recovery of the final concentrate.

More Process Flexibility

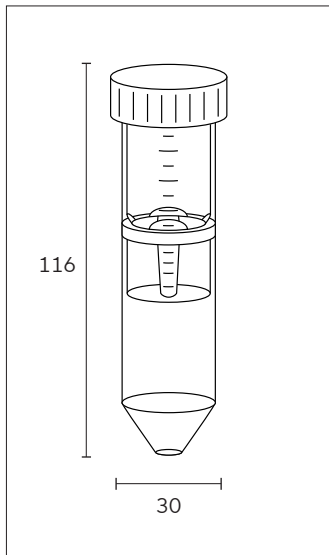
Vivaspin® 20 is available with unique accessories and operating methods that are designed to provide more process flexibility and further time savings.

Gas Pressure Filtration

When an appropriate centrifuge is unavailable or for single sample processing, Vivaspin® 20 can be filled with up to 15 mL and then pressurized for bench-top concentration. For even faster processing, gas pressure can be combined with centrifugal force. "Pressure-fugation" is particularly suitable for difficult or viscous samples, such as serum, or for use of a low process temperature, which reduces filtration speed, and generally when minimum process time is essential.



Air pressure controller, VCA002



Specifications

Vivaspin® 20

| | | |
|---------------------------|----------------------------|---|
| Concentrator capacity | Swing bucket rotor | 20 mL |
| | Fixed angle rotor | 14 mL |
| | With pressure head | 15 mL |
| Dimensions | Length x diameter | 116 x 30 mm, 125 x 30 mm with pressure head |
| | Active membrane area | 6.0 cm ² |
| | Hold-up volume of membrane | < 20 µL |
| | Dead-stop volume | 50 µL |
| Materials of construction | Body | Polycarbonate (PC) |
| | Filtrate vessel | Polycarbonate (PC) |
| | Concentrator cap | Polypropylene (PP) |
| | Pressure head | Polyoxymethylene (POM) and Aluminium (ALU) |
| | Membrane | Polyethersulfone (PES) |

Typical Performance Characteristics

| | Time to concentrate up to 30× at 20 °C and solute recovery | | | |
|------------------------------|---|-------------------|-----------|---------------------|
| Mode | Centrifuge | Centrifuge | Bench top | Press-fuge |
| Rotor | Swing bucket | Fixed angle [25°] | Pressure | Swing bucket |
| Centrifugal speed pressure | 3,000 g* | 6,000 g | 4 bar | 3,000 g* + 4 bar |
| Start volume | 20 mL | 14 mL | 10 mL | 10 mL |

* 2,000 g for devices with ≥100 kDa MWCO

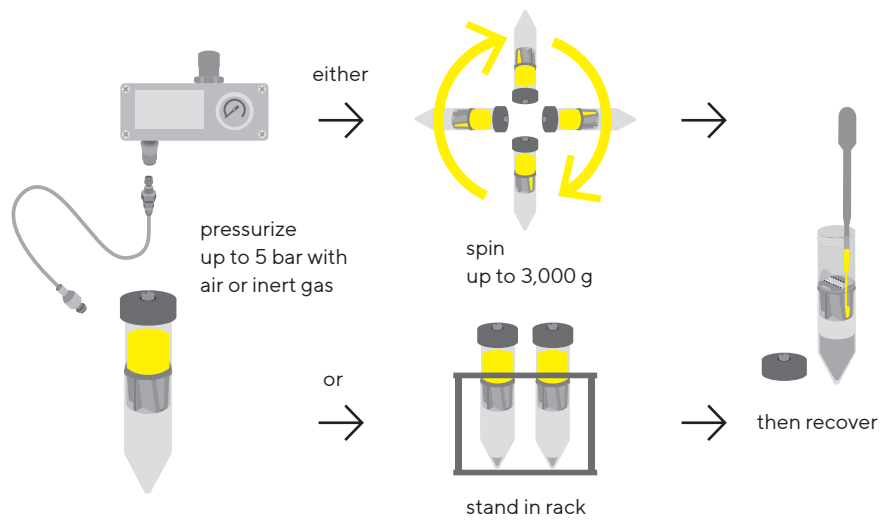
Typical Performance Characteristics

| | Time to concentrate up to 30× at 20 °C and solute recovery | | | | | | | |
|--|---|------|------|------|------|------|------|------|
| | Min. | Rec. | Min. | Rec. | Min. | Rec. | Min. | Rec. |
| Cytochrome c 0.25 mg/mL (12.4 kDa MW) | | | | | | | | |
| 3 kDa MWCO PES | 110 | 97% | 180 | 96% | 60 | 96% | – | – |
| BSA 1.0 mg/mL (66 kDa MW) | | | | | | | | |
| 5 kDa MWCO PES | 23 | 99% | 29 | 99% | 50 | 98% | 14 | 98% |
| 10 kDa MWCO PES | 16 | 98% | 17 | 98% | 32 | 97% | 8 | 97% |
| 30 kDa MWCO PES | 13 | 98% | 15 | 98% | 32 | 97% | 8 | 97% |
| IgG 0.25 mg/mL (150 kDa MW) | | | | | | | | |
| 30 kDa MWCO PES | 27 | 97% | 20 | 95% | 46 | 94% | 13 | 97% |
| 50 kDa MWCO PES | 27 | 96% | 22 | 95% | 46 | 93% | 13 | 96% |
| 100 kDa MWCO PES | 25 | 91% | 20 | 90% | 42 | 88% | 12 | 94% |
| Latex beads 0.004% in DMEM + 10% FCS (0.055 µm) | | | | | | | | |
| 300 kDa MWCO PES | 20 | 99% | 35 | 99% | 10 | 99% | – | – |
| Latex beads 0.004% in DMEM + 10% FCS (0.24 µm) | | | | | | | | |
| 1,000 kDa MWCO PES | 4 | 99% | 12 | 99% | 4 | 99% | – | – |
| Yeast 1.0 mg/mL (<i>S. Cerevisiae</i>) 0.2 µm PES | | | | | | | | |
| 0.2 µm PES | 15 | 95% | 5 | 95% | 20 | 95% | 2 | 95% |

Ordering Information

| Vivaspin® 20 PES | Pack size | Prod. No. |
|------------------|-----------|-----------|
| 3 kDa MWCO | 12 | VS2091 |
| 3 kDa MWCO | 48 | VS2092 |
| 5 kDa MWCO | 12 | VS2011 |
| 5 kDa MWCO | 48 | VS2012 |
| 10 kDa MWCO | 12 | VS2001 |
| 10 kDa MWCO | 48 | VS2002 |
| 30 kDa MWCO | 12 | VS2021 |
| 30 kDa MWCO | 48 | VS2022 |
| 50 kDa MWCO | 12 | VS2031 |
| 50 kDa MWCO | 48 | VS2032 |
| 100 kDa MWCO | 12 | VS2041 |
| 100 kDa MWCO | 48 | VS2042 |
| 300 kDa MWCO | 12 | VS2051 |
| 300 kDa MWCO | 48 | VS2052 |
| 1,000 kDa MWCO | 12 | VS2061 |
| 1,000 kDa MWCO | 48 | VS2062 |
| 0.2 µm | 48 | VS2072 |

| Vivaspin® 20 Accessories | Pack size | Prod. No. |
|--|-----------|-----------|
| Air pressure controller (APC) | 1 | VCA002 |
| Charge valve for pressure head | 1 | VCA005 |
| Diafiltration cups | 12 | VSA005 |
| Female coupling | 1 | VCA010 |
| Male coupling | 1 | VCA011 |
| Replacement extension line (4 mm pneumatic tubing, 3 m) | 1 | VCA012 |
| Vivaspin® 20 pressure head | 1 | VCA200 |



Using the Vivaspin® 20 pressure head



Visit us at www.sartorius.com/Vivaspin20 to get additional info.
Find instructions on how to use Vivaspin® 20 for

- Desalting and buffer exchange
- Preparation of biological nanoparticles and medical nanocarriers
- Concentration and purification of viruses
- Concentration of diluted samples with increased recovery
- The workflow in protein research laboratories

Vivaspin® 100



20 to 98 mL Samples

Vivaspin® 100 bridges the gap between centrifugal concentrators and crossflow cassettes. These devices feature vertical membranes for high speed processing of even high particle loaded samples. In addition, a unique choice between centrifugal, pressure or pressure-shake operating methods provides unrivaled process flexibility.

Fitting swing bucket rotors accepting 250 mL bottles, Vivaspin® 100 offers the highest sample capacity available in a centrifugal device – up to an astonishing 90 mL.



Air pressure controller, VCA002

Vivaspin® 100 units can also be used for single or extremely sensitive samples of up to 98 mL when pressurized and left on the bench. For temperature-sensitive samples, they can be placed into a refrigerator when pressurized. Pressurization is made easy by use of quick-release connectors and can be combined with orbital shaking for even faster sample concentration.

In whichever mode Vivaspin® 100 is used, the vertical membrane design inhibits membrane fouling while the integrated dead-stop impedes concentration to dryness and loss of sample.

Specifications

| Vivaspin® 100 | | |
|---------------------------|----------------------------|--|
| Concentrator capacity | Swing bucket rotor | 90 mL |
| | With pressure head | 98 mL |
| Dimensions | Length × diameter | 123 × 62 mm, 197 × 63 mm with pressure head |
| | Active membrane area | 23.5 cm² |
| | Hold-up volume of membrane | < 250 µL |
| | Dead-stop volume | 350 µL |
| Operating requirements | Rotor type | Swing-bucket |
| | Rotor cavity | To fit 250 mL (62 mm) centrifuge bottles (maximum cavity depth 105 mm) |
| | Maximum speed | 2,000 g |
| | Maximum pressure | 5 bar (75 psi) |
| Materials of construction | Body | Polycarbonate (PC) |
| | Filtrate vessel | Polycarbonate (PC) |
| | Concentrator cap | Polypropylene (PP) |
| | Pressure head seal | Thermoplastic Elastomer (TPE) |
| | Pressure head | Polyoxymethylene (POM) and Aluminium (ALU) |
| | Membrane | Polyethersulfone (PES) |

Typical Performance Characteristics

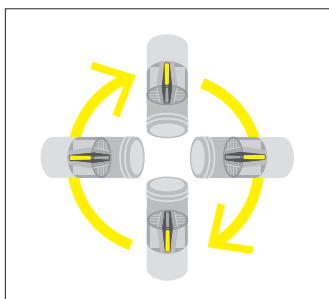
| Time to concentrate up to 30× at 20 °C | | | | |
|---|--|------------------|------------------|--------------------|
| 90 mL Start volume | Centrifuge (swing bucket, 2,000 g) | Pressure (4 bar) | | Solute recovery |
| | | No agitation | Orbital shake | |
| BSA 1.0mg/mL (66 kDa MW) | | | | |
| 5 kDa MWCO PES | 22 min | 75 min | 25 min | 96% |
| 10 kDa MWCO PES | 16 min | 60 min | 20 min | 96% |
| 30 kDa MWCO PES | 16 min | 60 min | 20 min | 94% |
| IgG 0.25mg/mL (150 kDa MW) | | | | |
| 50 kDa MWCO PES | 20 min | 70 min | 30 min | 94% |
| 100 kDa MWCO PES | 20 min | 85 min | 30 min | 90% |
| Latex beads 0.004% in DMEM + 10% FCS (0.055µm) | | | | |
| 300 kDa MWCO PES | 35 min | – | 120 min | 99% |
| Latex beads 0.004% in DMEM + 10% FCS (0.24 µm) | | | | |
| 1,000 kDa MWCO* PES | 4 min | 5 min | 4 min | 99% |

* 2 bar (29 psi) pressure

Ordering Information

| Vivaspin® 100 PES | Pack size | Prod. No. |
|-------------------|-----------|-----------|
| 5 kDa MWCO | 2 | VC1011 |
| 5 kDa MWCO | 10 | VC1012 |
| 10 kDa MWCO | 2 | VC1001 |
| 10 kDa MWCO | 10 | VC1002 |
| 30 kDa MWCO | 2 | VC1021 |
| 30 kDa MWCO | 10 | VC1022 |
| 50 kDa MWCO | 2 | VC1031 |
| 50 kDa MWCO | 10 | VC1032 |
| 100 kDa MWCO | 2 | VC1041 |
| 100 kDa MWCO | 10 | VC1042 |
| 300 kDa MWCO | 2 | VC1051 |
| 300 kDa MWCO | 10 | VC1052 |
| 1,000 kDa MWCO | 2 | VC1061 |
| 1,000 kDa MWCO | 10 | VC1062 |
| 0.2 µm | 10 | VC1072 |

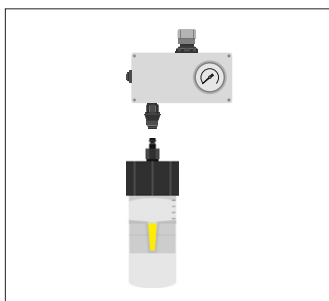
| Vivaspin® 100 Accessories | Pack size | Prod. No. |
|--|-----------|-----------|
| Air pressure controller (APC), complete with pressure gauge, regulator, over-pressure safety valve, female connector, 1 m extension line (4 mm pressure tubing) with male and female connectors and 1 m of 6 mm inlet tubing | 1 | VCA002 |
| Female coupling | 1 | VCA010 |
| Male coupling | 1 | VCA011 |
| 4 mm pressure tubing (3 m) | 1 | VCA012 |
| Replacement extension line (4 mm pneumatic tubing, 3 m) | 10 | VCA014 |
| Vivaspin® 100 pressure head with seals (5x) | 1 | VCA800 |



Centrifuge

use with polypropylene concentrator cap in swing out rotor

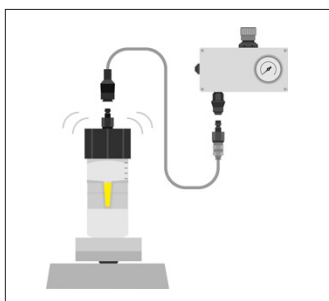
- Process convenience
- Low shear, non-foaming
- Less visual control



Pressure

use with pressure head VCA800

- Simplicity and the highest process control
- Ideal for refrigerated use
- Slower concentrations

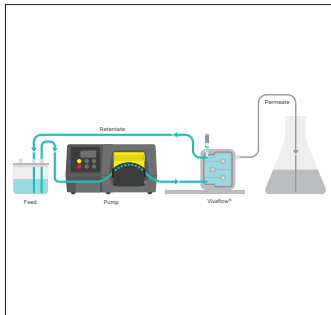


Pressure-Shake

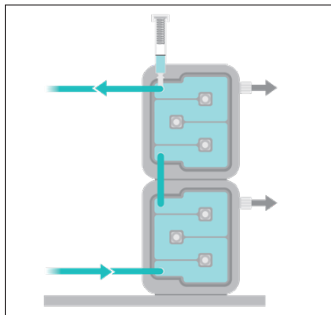
use with pressure head VCA800

- Speed and process control
- Ideal for single samples

Vivaflow® SU



Setup for ultrafiltration



Running cassettes in series

0.1 to 1 L Samples

The next generation of tangential flow filtration (TFF) for the lab is here. Vivaflow® SU makes TFF for research scientists more intuitive, efficient and sustainable than before, with a unique switchback flow path that delivers exceptional process speed for virtually any molecule, from proteins to nucleic acids, and viral vectors to nanoparticles.

Unique Features

- True Plug-and-Play: Quick and intuitive setup right out of the box
- Cost-Effective: All-in-one design eliminates the need for expensive equipment
- Optimized Performance: Advanced flow path reduces TFF effort
- Versatile Processing: High-performance membranes for maximum recovery
- Sample Integrity: No flushing or cleaning required, enhancing safety
- Reduced Waste: 30 - 60% less plastic, with only the necessary tubing provided

Unique Performance

- A single cassette can typically concentrate a 500 mL feed 10-fold in under 25 minutes
- 10 mL minimum system recirculation for the highest concentration factors
- Near total recoveries achievable with a simple buffer flush

Specifications

Vivaflow® 50

| | | |
|---------------------------|------------------------------|--|
| Dimensions | Overall L W H | 98 13 116 mm |
| | Active membrane area | 50 cm ² |
| | Minimum recirculation volume | 10 mL |
| Operating conditions | Pump flow | 200 to 400 mL/min |
| | Maximum pressure | 3 bar (45 psi) |
| | Maximum temperature | 40 °C |
| Materials of construction | Fittings | Polyamide (PA) Polypropylene (PP) |
| | Gasket | Silicone (SIL) |
| | Housing | Polycarbonate (PC) |
| | Membrane | Hydrosart® regenerated cellulose (RC) Polyethersulfone (PES) |
| | Membrane support | Polyethylene (HDPE) |
| | Pressure indicator | Polyamide (PA) Polyoxymethylene (POM) Polypropylene (PP) Silicone (SIL) Stainless steel (SS) |
| | Reservoir ¹ | Polyamide (PA) Polycarbonate (PC) Polyoxymethylene (POM) |
| | Stand ¹ | Aluminium (ALU) |
| | Tubing | Polyvinyl chloride (PVC) |
| | Packaging | Cardboard (PAP) Polyethylene (LDPE) |

¹ Optional accessories

Typical Performance

Typical permeate flow and retention rates for biomolecules concentrated up to 10X.

| MWCO | Feed Material | Membrane | Permeate Flow | Retention Rate |
|-----------|----------------------------------|----------|---------------|----------------|
| 2 kDa | Vitamin B12 (1.2 kDa) | RC | 1.7 mL/min | 94% |
| 5 kDa | Lysozyme (14.3 kDa) | PES | 2.0 mL/min | 99% |
| | | RC | 3.7 mL/min | 99% |
| 10 kDa | Alpha-chymotrypsin (25 kDa) | PES | 10 mL/min | 99% |
| | | RC | 12 mL/min | 98% |
| 30 kDa | Bovine serum albumin (66 kDa) | PES | 22 mL/min | 99% |
| | | RC | 27 mL/min | 99% |
| 50 kDa | Immunoglobulins (150 kDa) | PES | 10 mL/min | 99% |
| 100 kDa | Immunoglobulins (150 kDa) | PES | 11 mL/min | 98% |
| | | RC | 10 mL/min | 98% |
| 300 kDa | Latex beads (0.25 µm) | PES | 20 mL/min | >99% |
| | | RC | 16 mL/min | >99% |
| 1,000 kDa | Latex beads (0.25 µm) | PES | 66 mL/min | >99% |
| 0.2 µm | <i>S. cerevisiae</i> (5 – 10 µm) | PES | 70 mL/min | 99% |

Ordering Information

Package Contents for Cassettes, Equipment and Accessories

| Description | Package Contents | Order No |
|--|--|---------------|
| Vivaflow® SU cassettes | 2 units 1 tubing kitctvg 1 quick start guide | See next page |
| Peristaltic pump | 1 unit 1 power cable with region-specific plug | VF-APD0001-1 |
| Peristaltic pump head for 1.6 mm WT tubing | 1 unit 1 user guide | VF-APH0001-1 |
| Cassette stand | 1 unit | VFA016 |
| Feed reservoir | 1 unit | VFA016 |
| Tubing for diafiltration | 1 unit | VF-ATD0001-1 |

Ordering Information

Vivaflow® SU Cassettes


| Membrane Material | MWCO | Recommended Feed Volume | |
|---------------------------------------|-----------|-------------------------|-----------------|
| | | 100 – 500 mL | 500 – 1,000 mL |
| Hydrosart® regenerated cellulose (RC) | 2 kDa | VF-S050H0002-IV | VF-S050H0002-SV |
| | 5 kDa | VF-S050H0005-IV | VF-S050H0005-SV |
| | 10 kDa | VF-S050H0010-IV | VF-S050H0010-SV |
| | 30 kDa | VF-S050H0030-IV | VF-S050H0030-SV |
| | 100 kDa | VF-S050H0100-IV | VF-S050H0100-SV |
| | 300 kDa | VF-S050H0300-IV | VF-S050H0300-SV |
| Polyethersulfone (PES) | 5 kDa | VF-S050P0005-IV | VF-S050P0005-SV |
| | 10 kDa | VF-S050P0010-IV | VF-S050P0010-SV |
| | 30 kDa | VF-S050P0030-IV | VF-S050P0030-SV |
| | 50 kDa | VF-S050P0050-IV | VF-S050P0050-SV |
| | 100 kDa | VF-S050P0100-IV | VF-S050P0100-SV |
| | 300 kDa | VF-S050P0300-IV | VF-S050P0300-SV |
| | 1,000 kDa | VF-S050P1000-IV | VF-S050P1000-SV |
| | 0.2 µm | VF-S050P2000-IV | VF-S050P2000-SV |



Visit us at <https://sar.to/Vivaflow-SU> for further information, including application data for:

- Concentration of biologics from bulk material
- Lentiviral vector diafiltration and ultrafiltration
- Optimizing concentration of adeno-associated viruses

Vivaflow® 50R



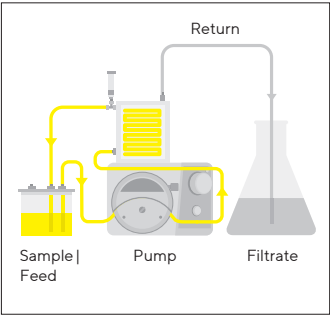
0.1 to 1 L Samples

Concentrate 100 mL to under 20 mL in just a few minutes or concentrate one liter 50-fold in less than 60 minutes. Alternatively, speed up your process by using two Vivaflow® 50R cassettes in parallel and concentrate 1 L in under 30 min.

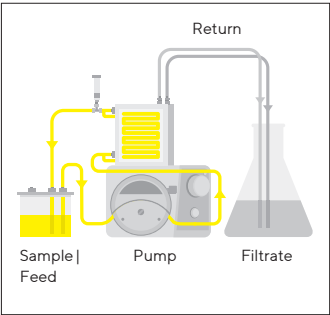
Vivaflow® 50R is a plug-and-play laboratory tangential flow filtration (TFF) cassette for concentrating up to 1 L aqueous samples.

Each cassette is supplied ready to use for ultrafiltration with a pump accepting 1.6 mm wall thickness tubing. To increase throughput or process speed, just order a tubing kit for running 2 x 50 cm² cassettes in parallel, and for processes that include a diafiltration step, a convenient length of tubing for the exchange buffer feed is also available to order separately.

- Fast and easy sample concentration
- Reusable with replacement tubing kits
- Concentrates 0.1 to 1 L feeds
- Ideal for concentrating cell of culture supernatants and viruses



Vivaflow® 50R – Single cassette



Vivaflow® 50R – Two cassettes

Specifications

| Vivaflow® 50R | | |
|---------------------------|---------------------------|--|
| Dimensions | Overall L W H | 24 100 100 mm |
| | Channel W H | 7.5 0.4 mm |
| | Active membrane area | 50 cm ² |
| | Hold-up volume | 1.7 mL |
| | Min. recirculation volume | 10 mL |
| | Non-recoverable hold-up | <0.5 mL |
| | | |
| Operating conditions | Pump flow | 200 to 400 mL/min |
| | Maximum pressure | 3 bar (45 psi) |
| | Maximum temperature | 60 °C |
| Materials of construction | Fittings | Polyamide (PA) Polypropylene (PP) |
| | Gaskets | Silicone (SIL) |
| | Housing | Polymethyl pentene (PMP) |
| | Membrane | Hydrosart® regenerated cellulose (RC) |
| | Membrane support | Polyethylene (HDPE) |
| | Pressure indicator | Polyamide (PA) Polyoxymethylene (POM) Polypropylene (PP) |
| | | Silicone (SIL) |
| | Reservoir ¹ | Stainless steel (SS) Polyamide (PA) Polycarbonate (PC) Polyoxymethylene (POM) |
| | Tubing | Polyvinyl chloride (PVC) |
| | Packaging | Cardboard (PAP) |
| | | Polyethylene (LDPE) |
| | | |
| | | |

¹ Optional accessory

Performance Characteristics

| | Time to concentrate up to 20× at 3.0 bar inlet 2.5 bar outlet pressure, 20 °C | | | |
|---|---|--------------|--------------------|-------------|
| | Start volume 250 mL | Average flux | Recovery Direct | 25 mL rinse |
| Lysozyme 0.25 mg/mL (14 kDa MW) | | | | |
| 5 kDa MWCO RC | 70 min | 3.4 mL/min | 96% | 98% |
| 10 kDa MWCO RC | 23 min | 10.3 mL/min | 94% | 96% |
| BSA 1.0 mg/mL (66 kDa) | | | | |
| 10 kDa MWCO RC | 24 min | 9.9 mL/min | 98% | > 99% |
| 30 kDa MWCO RC | 15 min | 15.8 mL/min | 97% | > 99% |
| Immunoglobulins 1.0 mg/mL (150 kDa MW) | | | | |
| 100 kDa MWCO RC | 46 min | 5.2 mL/min | 97% | > 99% |

Performance Characteristics

| | Time to concentrate up to 20× at 3.0 bar inlet 2.5 bar outlet pressure, 20 °C | | | |
|---|---|--------------|--------------------|-------------|
| | Start volume 250 mL | Average flux | Recovery Direct | 25 mL rinse |
| 1 L feed (one Vivaflow® 50R at 3 bar) | | | | |
| 10 kDa MWCO RC | | | | |
| BSA 1.0 mg/mL | 95 min | 10.0 mL/min | 98% | > 99% |
| 1 L feed (two Vivaflow® 50R in parallel at 3 bar) | | | | |
| 10 kDa MWCO RC | | | | |
| BSA 1.0 mg/mL | 48 min | 19.8 mL/min | 98% | > 99% |

Ordering Information

| Vivaflow® 50R* | Pack size | Prod. No. |
|-----------------|-----------|-----------|
| 5 kDa MWCO RC | 1 | VF05H1 |
| 10 kDa MWCO RC | 1 | VF05H0 |
| 30 kDa MWCO RC | 1 | VF05H2 |
| 100 kDa MWCO RC | 1 | VF05H4 |

* Each cassette includes 1x feed tube, 1x permeate tube, 1x retentate tube, and 1x pressure indicator, for running the cassette individually

Equipment, Tubing and Fittings

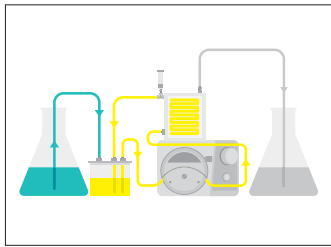

| | | |
|--|------|--------------|
| Peristaltic pump | 1 | VF-APD0001-1 |
| Peristaltic pump head for 1.6 mm WT tubing | 1 | VF-APH0001-1 |
| Feed reservoir | 1 | VFA006 |
| Flow restrictors, 0.4, 0.6 and 0.8 mm | 2/ea | VFA009 |
| Tubing for diafiltration | 1 | VF-ATD0001-1 |
| Tubing for individual cassettes | 2 | VFA034 |
| T-connectors | 2 | VFA030 |



Visit us at <https://sar.to/TFF> to get additional info.
Here you can find instructions on how to use Vivaflow® 50R for

- Preparation of biological nanoparticles and medical nanocarriers
- Concentration and purification of viruses

Vivaflow® 200



Vivaflow® 200 setup for diafiltration

0.5 to 5 L Samples

Concentrate 250 mL to under 20 mL in just a few minutes or concentrate one liter 50-fold in less than 30 minutes. Alternatively, use two Vivaflow® 200 cassettes in parallel and concentrate 5 L in under 75 minutes.

Near-total sample recoveries can be expected with most solutions.

Each cassette is supplied ready to use for ultrafiltration with a pump accepting 1.6 mm wall thickness tubing. For processes that include a diafiltration step, a convenient length of tubing for the exchange buffer feed is available to order separately.

To increase throughput or process speed, just order a tubing kit for running 2 x 200 cm² cassettes in parallel. To ensure the best performance, this setup requires a pump accepting 2.4 mm wall thickness tubing.

Specifications

Vivaflow® 200

| | | |
|---------------------------|---------------------------|--|
| Dimensions | Overall L W H | 38 126 138 mm |
| | Channel W H | 10 0.4 mm |
| | Active membrane area | 200 cm ² |
| | Hold-up volume (module) | 5.3 mL |
| | Min. recirculation volume | < 20 mL |
| | Non-recoverable hold-up | < 2 mL |
| Operating conditions | Pump flow | 200 to 400 mL/min |
| | Maximum pressure | 4 bar (60 psi) |
| | Maximum temperature | 60 °C |
| Materials of construction | Fittings | Polyamide (PA) Polypropylene (PP) |
| | Gaskets | Silicone (SIL) |
| | Housing | Polymethyl pentene (PMP) |
| | Membrane | Hydrosart® regenerated cellulose (RC) Polyethersulfone (PES) |
| | Membrane support | Polyethylene (HDPE) |
| | Pressure indicator | Polyamide (PA) Polyoxymethylene (POM) Polypropylene (PP) Silicone (SIL) Stainless steel (SS) |
| | Reservoir ¹ | Polyamide (PA) Polycarbonate (PC) Polyoxymethylene (POM) |
| | Tubing | Polyvinyl chloride (PVC) |
| | Packaging | Cardboard (PAP) Polyethylene (LDPE) Polyurethane (PU) |

¹ Optional accessory

| Performance Characteristics | | | | |
|--|--|--------------|--------------------|-------------|
| | Time to concentrate up to 20× at 3 bar inlet pressure, 20 °C | | | |
| | Start volume 1 L | Average flux | Recovery Direct | 25 mL rinse |
| Lysozyme 0.25 mg/mL (14 kDa MW) | | | | |
| 2 kDa MWCO RC | 160 min | 6 mL/min | 97% | > 99% |
| 3 kDa MWCO PES | 180 min | 5 mL/min | 97% | > 99% |
| BSA 1.0 mg/mL (66 kDa MW) | | | | |
| 5 kDa MWCO PES | 29 min | 33 mL/min | 98% | > 99% |
| 5 kDa MWCO RC | 70 min | 14 mL/min | 98% | > 99% |
| 10 kDa MWCO PES | 23 min | 41 mL/min | 96% | > 99% |
| 10 kDa MWCO RC | 35 min | 27 mL/min | 98% | > 99% |
| 30 kDa MWCO PES | 25 min | 38 mL/min | 96% | 99% |
| 30 kDa MWCO RC | 20 min | 48 mL/min | 96% | > 99% |
| 50 kDa MWCO PES | 22 min | 43 mL/min | 96% | 98% |
| Immunoglobulins 1.0 mg/mL (150 kDa MW) | | | | |
| 100 kDa MWCO PES | 54 min | 18 mL/min | 96% | 99% |
| Yeast 1.0 mg/mL (<i>S. Cerevisiae</i>) | | | | |
| 0.2 µm PES | 11 min | 86 mL/min | 92% | 98% |
| Dilute solute concentration, 1 L feed at 3 bar, 10 kDa MWCO PES | | | | |
| BSA 0.001 mg/mL | 18 min | 52 mL/min | 90% | 98% |
| BSA 0.01 mg/mL | 20 min | 47 mL/min | 92% | 98% |
| BSA 0.1 mg/mL | 21 min | 45 mL/min | 94% | 99% |
| 5 L feed (two Vivaflow® 200 in parallel at 3 bar) 10 kDa MWCO PES | | | | |
| BSA 1.0 mg/mL (66 kDa MW) | 67 min | 70 mL/min | 97% | > 99% |



Visit us at <https://sar.to/Vivaflow200> to get additional info.
Find instructions on how to use Vivaflow® 200 for

- The measurement of soluble trace metals in seawater
- The workflow in protein research laboratories
- Preparation of biological nanoparticles and medical nanocarriers
- Concentration and purification of viruses
- Concentrating hybridoma supernatants prior to affinity chromatography

Ordering Information

| Vivaflow® 200* | Pack size | Prod. No. |
|-----------------------|------------------|------------------|
| 3 kDa MWCO PES | 1 | VF20P9 |
| 5 kDa MWCO PES | 1 | VF20P1 |
| 10 kDa MWCO PES | 1 | VF20P0 |
| 30 kDa MWCO PES | 1 | VF20P2 |
| 50 kDa MWCO PES | 1 | VF20P3 |
| 100 kDa MWCO PES | 1 | VF20P4 |
| 0.2 µm PES | 1 | VF20P7 |
| 2 kDa MWCO RC | 1 | VF20H9 |
| 5 kDa MWCO RC | 1 | VF20H1 |
| 10 kDa MWCO RC | 1 | VF20H0 |
| 30 kDa MWCO RC | 1 | VF20H2 |
| 100 kDa MWCO RC | 1 | VF20H4 |

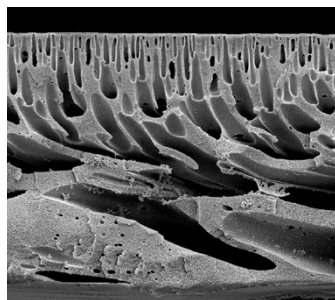
* Each cassette includes 1x feed tube, 1x permeate tube, 1x retentate tube, and 1x pressure indicator, for running the cassette individually.

Equipment, Tubing and Fittings

| | | |
|--|------|--------------|
| Peristaltic pump | 1 | VF-APD0001-1 |
| Peristaltic pump head for 1.6 mm WT tubing | 1 | VF-APH0001-1 |
| Peristaltic pump head for 2.4 mm WT tubing | 1 | VF-APH0002-1 |
| Feed reservoir | 1 | VFA006 |
| Flow restrictors, 0.4, 0.6 and 0.8 mm | 2/ea | VFA009 |
| Tubing for diafiltration | 1 | VF-ATD0001-1 |
| Tubing for individual cassettes | 2 | VFA034 |
| Y-connector | 1 | VFA005 |

Ultrafiltration Membrane Discs

PES 146, CTA 145 and Hydrosart® 144



Polyethersulfone (PES)

This is a general purpose membrane that provides excellent performance with most solutions when retentate recovery is of primary importance. PES membranes exhibit no hydrophobic or hydrophilic interactions and are usually preferred for their low fouling characteristics, exceptional flux and broad pH compatibility.

Cellulose Triacetate (CTA)

High hydrophilicity and exceptionally low non-specific binding characterize this membrane. Cast without any membrane support that could trap or bind passing microsolute, these membranes are ideal for sample cleaning and protein removal, and when high recovery from the filtrate solution is of primary importance.

Hydrosart® Regenerated Cellulose (RC)

These membranes are also highly hydrophilic and are often preferred for their high protein recovery when processing very dilute solutions. Resistance to autoclaving, ease of cleaning and extended chemical resistance also characterize this type of membrane.

Specifications

Specifications for Polyethersulfone, Type 146

| | | |
|-------------------|--------------|----------------------------|
| Thickness | 120 µm | |
| pH range | 1 – 14 | |
| Water flux | 10 kDa MWCO | 0.2 mL/min/cm ² |
| Protein retention | Cytochrome C | 95% |

Specifications for Cellulose Triacetate, Type 145

| | | |
|-------------------|--------------|-----------------------------|
| Thickness | 120 µm | |
| pH range | 4 – 8 | |
| Water flux | 10 kDa MWCO | 0.11 mL/min/cm ² |
| Protein retention | Cytochrome C | 90% |

Specifications for Hydrosart®, Type 144

| | | |
|-------------------|--------------|-----------------------------|
| Thickness | 180 µm | |
| pH range | 1 – 13 | |
| Water flux | 10 kDa MWCO | 0.08 mL/min/cm ² |
| Protein retention | Cytochrome C | 99% |

Ordering Information

| PES Membrane Discs, Type 146 | Diameter | Pack size | Prod. No. |
|-------------------------------------|-----------------|------------------|------------------|
| 1 kDa MWCO | 47 mm | 10 | 14609--47-----D |
| | 63 mm | 10 | 14609--63-----D |
| | 76 mm | 10 | 14609--76-----D |
| 5 kDa MWCO | 47 mm | 10 | 14629--47-----D |
| | 63 mm | 10 | 14629--63-----D |
| | 76 mm | 10 | 14629--76-----D |
| 10 kDa MWCO | 47 mm | 10 | 14639--47-----D |
| | 63 mm | 10 | 14639--63-----D |
| | 76 mm | 10 | 14639--76-----D |
| 30 kDa MWCO | 47 mm | 10 | 14659--47-----D |
| | 63 mm | 10 | 14659--63-----D |
| | 76 mm | 10 | 14659--76-----D |
| 50 kDa MWCO | 47 mm | 10 | 14650--47-----D |
| 100 kDa MWCO | 47 mm | 10 | 14668--47-----D |
| | 63 mm | 10 | 14668--63-----D |
| 300 kDa MWCO | 47 mm | 10 | 14679--47-----D |
| | 76 mm | 10 | 14679--76-----D |

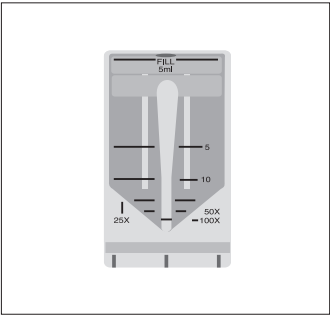
| CTA Membrane Discs, Type 145 | Diameter | Pack size | Prod. No. |
|-------------------------------------|-----------------|------------------|------------------|
| 5 kDa MWCO | 47 mm | 10 | 14529--47-----D |
| 10 kDa MWCO | 47 mm | 10 | 14539--47-----D |
| 20 kDa MWCO | 47 mm | 10 | 14549--47-----D |
| | 63 mm | 10 | 14549--63-----D |

| RC Membrane Discs, Type 144 | Diameter | Pack size | Prod. No. |
|------------------------------------|-----------------|------------------|------------------|
| 2 kDa MWCO | 63 mm | 10 | 14419--63-----D |
| 5 kDa MWCO | 47 mm | 10 | 14429--47-----D |
| | 63 mm | 10 | 14429--63-----D |
| | 76 mm | 10 | 14429--76-----D |
| 10 kDa MWCO | 47 mm | 10 | 14439--47-----D |
| | 63 mm | 10 | 14439--63-----D |
| | 76 mm | 10 | 14439--76-----D |
| 30 kDa MWCO | 47 mm | 10 | 14459--47-----D |
| | 63 mm | 10 | 14459--63-----D |
| | 76 mm | 10 | 14459--76-----D |
| 100 kDa MWCO | 47 mm | 10 | 14468--47-----D |

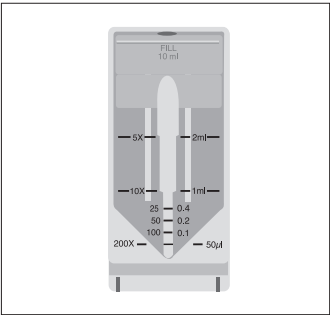
Additional diameters are available. Please refer to the product datasheet for more information.

Vivapore® 5 and 10

For general laboratory use



Vivapore® 5



Vivapore® 10|20

3 to 20 mL Samples

With no need for additional equipment, pressure or vacuum, solvent absorption is the most economic and user-friendly concentration technique available to the clinician and research scientist.

Just fill the unit with the solution to be concentrated, wait for the desired concentration level to be achieved and then pipette the concentrated sample from the bottom of the device.

Vivapore® is ideal for general-purpose laboratory concentration and purification prior to further analysis. It is particularly suited for labile solutions that can denature with alternative shear- or pressure-inducing methods or that require processing in a cold room environment.

Vivapore® concentrators extend the solvent absorption technique to a totally new level of performance, application potential and ease of use.

Vivapore® Solvent Absorption concentrators are intended for general laboratory uses.

Specifications

| | Vivapore® 5 | Vivapore® 10 |
|------------------------------|--------------------|---------------------|
| Membrane material | PES | PES |
| Membrane MWCO | 7.5 kDa | 7.5 kDa |
| Membrane surface area | 20 cm ² | 28 cm ² |
| Reservoir material | SAN | SAN |
| Volume range | 1 to 5 mL | 2 to 10 mL 20 mL* |
| Minimum concentrate volume | 50 µL | 50 µL |
| Vivapore® overall dimensions | | |
| Width (mm) | 42 | 46 |
| Height (mm) | 82 | 100 |

* to concentrate 20 mL please use the 10 mL expansion reservoir (VPA006)



Visit us at www.sartorius.com/en/products/lab-filtration-purification/diagnostic-sample-prep to get additional info.

Here you can find instructions on how to use Vivapore® Solvent Absorption Concentrators and Vivaspin® products for the concentration of urine samples.

Typical Performance Characteristics

| Product | Time to concentrate | | | Concentrate recovery [%] | | |
|------------------------------|---------------------|--------------------|-------------------|--------------------------|--------------|--------|
| | Vivapore® 5 | Vivapore® 10 | | Vivapore® 5 | Vivapore® 10 | |
| Start volume | 5 mL | 10 mL | 20 mL* | 5 mL | 10 mL | 20 mL* |
| Protein (MW) | | | | | | |
| α-chymotrypsin** (25 kDa) | 204 min CF 94x | 424 min CF 138x | 407 min CF 34x | 78% | 90% | 74% |
| IgG** (150 kDa) | 155 min CF 92x | 319 min CF 179x | 371 min CF 34x | 60% | 65% | 82% |

* with Vivapore® 10 | 20 Expansion Reservoir

** Proteins were concentrated from human urine specimens (with pH of 4.5) at 20.5 °C, averaged results devices tested; n=81

Performance Characteristics

| Product | Time to concentrate up to 50× [min.] | | | Concentrate recovery [%] | | |
|----------------------------|--------------------------------------|-------|-------|--------------------------|-------|-------|
| | VP5 | VP10 | VP10* | VP5 | VP10 | VP10* |
| Start volume | 5 mL | 10 mL | 20 mL | 5 mL | 10 mL | 20 mL |
| Cytochrome c (12.6 kDa MW) | 65 | 70 | 160 | 91% | 88% | 90% |
| BSA (66 kDa MW) | 45 | 50 | 105 | 90% | 90% | 92% |
| IgG (150 kDa MW) | 50 | 65 | 140 | 53% | 65% | 74% |

* with additional reservoir

Ordering Information

| Vivapore® 5* | | Pack size | Prod. No. |
|----------------------------------|--|-----------|-----------------|
| 7,500 MWCO PES | | 30 | VP-S005P0008--3 |
| Vivapore® 10** | | | |
| 7,500 MWCO PES | | 30 | VP-S010P0008--3 |
| Accessories | | | |
| Vivapore® Stand for 4 Devices | | 6 | VP-AST0001-C |
| Vivapore® 10 Expansion Reservoir | | 10 | VP-ARV0010-D |

* Vivapore® 5 devices supplied with one disposable stand to support up to four devices

** Vivapore® 10 devices supplied with one disposable stand to support up to four devices, and one expansion reservoir

Vivacon® 500

For general laboratory use

Reproducible DNA and Protein Sample Desalting and Concentration

Vivacon® 500 centrifugal concentrators offer the optimal solution for DNA and protein concentration and buffer exchange applications. For optimal performance with highly dilute samples, e.g. forensic samples, Vivacon® 500 incorporates the patented regenerated cellulose membrane, Hydrosart®. High recoveries and excellent reproducibilities are combined with convenience offered by the molecular weight cutoff printed on the individual Vivacon® 500 units.

As Vivacon® 500 can be reverse spun after sample processing, this ensures complete concentrate recovery, which is especially important when working with low sample concentrations.

Vivacon® 500-PCR Grade

To use DNA amplification technologies, any traces of DNA originating from the equipment need to be eliminated.

Vivacon® 500-PCR Grade units are treated with ethylene oxide (EtO) in a validated process to denature all traces of DNA that might interfere with subsequent amplification procedures.

Reference: K. Shaw et al., Int. J. Legal Med. (2008) 122: 29 – 33

Specifications

Vivacon® 500

| | | |
|---------------------------|--|-----------------------------|
| Concentrator capacity | Fixed angle rotor | 0.5 mL |
| Dimensions | Length × diameter | 45 × 12.4 mm |
| | | 47.5 × 12.4 mm reverse spin |
| | Active membrane area | 12.4 mm |
| | Hold-up volume of membrane and support | 0.32 cm ² |
| | Dead-stop volume (40° rotor) | < 5 µL |
| | | 5 µL |
| Materials of construction | Body | Polycarbonate (PC) |
| | Filtrate vessel | Polypropylene (PP) |
| | Membrane | Hydrosart® (HY) |
| | | Cellulose Acetate (CA) |

Conversion Table for Hydrosart® MWCO to Nucleotide Cutoff

| Membrane | MWCO | Double-Stranded Nucleotide Cutoff (bp) |
|-------------------|---------|--|
| Hydrosart® | 2 kDa | > 10 |
| Hydrosart® | 10 kDa | > 30 |
| Hydrosart® | 30 kDa | > 50 |
| Hydrosart® | 50 kDa | > 300 |
| Hydrosart® | 100 kDa | > 600 |
| Cellulose Acetate | 125 kDa | > 650 |



Performance Characteristics for DNA

Start volume 0.5 mL, sample concentration 50 mg/mL.

| | Molecule size (bp) | Time to concentrate up to 30× at 20 °C | Concentrate recovery | RCF |
|--------------|--------------------|--|----------------------|----------------|
| 2 kDa MWCO | 10 | 60 min. | 93% | 7,500 <i>g</i> |
| 10 kDa MWCO | 30 | 25 min. | 94% | 7,500 <i>g</i> |
| 30 kDa MWCO | 50 | 18 min. | 88% | 5,000 <i>g</i> |
| 50 kDa MWCO | 300 | 18 min. | 91% | 5,000 <i>g</i> |
| 100 kDa MWCO | 600 | 10 min. | 87% | 3,000 <i>g</i> |
| 125 kDa MWCO | 650 | 12 min. | 85% | 2,000 <i>g</i> |
| 125 kDa MWCO | 900 | 9 min. | 94% | 3,000 <i>g</i> |

Performance Characteristics for Proteins

Start volume 0.5 mL, sample and concentration of proteins as specified in table.

| | Test molecule | Time to concentrate up to 30× at 20 °C | Concentrate recovery | RCF |
|--------------|-------------------------|--|----------------------|-----------------|
| 2 kDa MWCO | 0.25 mg/mL cytochrome c | 30 min. | 95% | 14,000 <i>g</i> |
| 10 kDa MWCO | 0.25 mg/mL cytochrome c | 15 min. | 92% | 14,000 <i>g</i> |
| 30 kDa MWCO | 1.0 mg/mL BSA | 10 min. | 95% | 14,000 <i>g</i> |
| 50 kDa MWCO | 1.0 mg/mL BSA | 10 min. | 92% | 14,000 <i>g</i> |
| 100 kDa MWCO | 1.0 mg/mL bovine IgG | 11 min. | 90% | 8,000 <i>g</i> |
| 125 kDa MWCO | 1.0 mg/mL bovine IgG | 10 min. | 81% | 8,000 <i>g</i> |

Ordering Information

| Vivacon® 500 | Pack size | Prod. No. |
|--------------|-----------|-----------|
| 2 kDa MWCO | 25 | VN01H91 |
| 2 kDa MWCO | 100 | VN01H92 |
| 10 kDa MWCO | 25 | VN01H01 |
| 10 kDa MWCO | 100 | VN01H02 |
| 30 kDa MWCO | 25 | VN01H21 |
| 30 kDa MWCO | 100 | VN01H22 |
| 50 kDa MWCO | 25 | VN01H31 |
| 50 kDa MWCO | 100 | VN01H32 |

| Vivacon® 500 | Pack size | Prod. No. |
|---------------------------------|------------------|------------------|
| 100 kDa MWCO | 25 | VN01H41 |
| 100 kDa MWCO | 100 | VN01H42 |
| 125 kDa MWCO | 100 | VN01H82 |
| Vivacon® 500 PCR Grade | | |
| 30 kDa MWCO | 100 | VN01H22ETO |
| 100 kDa MWCO | 100 | VN01H42ETO |
| Vivacon® 500 accessories | | |
| Additional collection tubes | 100 | VNCT01 |



Visit us at www.sartorius.com/en/products/lab-filtration-purification/ultrafiltration-devices/centrifugal to get additional info.

Find instructions on how to use Vivacon® 500 for

- Primer removal after a PCR reaction
- Filter aided sample preparation (FASP) for proteomic analysis by mass spectrometry

Vivacon® 2

For general laboratory use



Reproducible DNA Sample Desalting and Concentration

Vivacon® 2 centrifugal concentrators offer the optimal solution for DNA and protein concentration and buffer exchange applications. For optimal performance with highly dilute samples, e.g. forensic samples, Vivacon® 2 incorporates the patented regenerated cellulose membrane Hydrosart®. High recoveries and excellent reproducibilities are combined with the convenience provided by the volume graduation and molecular weight cutoff printed on the individual Vivacon® 2 units.

As Vivacon® 2 can be reverse spun after sample processing, this ensures complete concentrate recovery, which is especially important when working with low sample concentrations.

Vivacon® 2-PCR Grade

Vivacon® 2-PCR Grade units are treated with ethylene oxide (EtO) in a validated process to denature all traces of DNA that might interfere with subsequent amplification procedures.

Specifications

Vivacon® 2

| | | |
|---------------------------|-------------------------------------|---|
| Concentrator capacity | Fixed-angle rotor | 2 mL |
| Dimensions | Length × diameter | 125 × 16 mm |
| | | 115 × 16 mm reverse spin |
| | Active membrane area | 0.95 cm ² |
| | Hold-up volume membrane and support | 10 µL |
| | Dead-stop volume (25° rotor) | 55 µL |
| Materials of construction | Body | Polycarbonate (PC) |
| | Filtrate vessel | Polypropylene (PP) |
| | Backspin vial | Polypropylene (PP) |
| | Concentrator cap | Polypropylene (PP) |
| | Membrane | Hydrosart® (HY) Cellulose Acetate (CA) |

Conversion Table for Hydrosart® MWCO to Nucleotide Cutoff

| Membrane | MWCO | Double-Stranded Nucleotide Cutoff (bp) |
|-------------------|---------|--|
| Hydrosart® | 2 kDa | > 10 |
| Hydrosart® | 10 kDa | > 30 |
| Hydrosart® | 30 kDa | > 50 |
| Hydrosart® | 50 kDa | > 300 |
| Hydrosart® | 100 kDa | > 600 |
| Cellulose Acetate | 125 kDa | > 650 |

Performance Characteristics for DNA

Start volume 2 mL, sample concentration 50 mg/mL.

| | Molecule size (bp) | Time to concentrate up to 30× at 20 °C | Concentrate recovery | RCF |
|--------------|-----------------------|---|-------------------------|----------------|
| 2 kDa MWCO | 10 | 120 min | 92% | 7,500 <i>g</i> |
| 10 kDa MWCO | 30 | 60 min | 94% | 5,000 <i>g</i> |
| 30 kDa MWCO | 50 | 60 min | 95% | 2,500 <i>g</i> |
| 50 kDa MWCO | 300 | 45 min | 96% | 2,500 <i>g</i> |
| 100 kDa MWCO | 600 | 30 min | 93% | 2,500 <i>g</i> |
| 125 kDa MWCO | 650 | 30 min | 88% | 2,500 <i>g</i> |
| 125 kDa MWCO | 900 | 30 min | 89% | 2,500 <i>g</i> |

Performance Characteristics for Proteins

Start volume 2 mL, sample and concentration of proteins as specified in table.

| | Test molecule | Time to concentrate up to 30× at 20 °C | Concentrate recovery | RCF |
|--------------|----------------------------|---|-------------------------|----------------|
| 2 kDa MWCO | 0.25 mg/mL cytochrome c | 120 min | 95% | 7,500 <i>g</i> |
| 10 kDa MWCO | 0.25 mg/mL cytochrome c | 90 min | 96% | 5,000 <i>g</i> |
| 30 kDa MWCO | 1.0 mg/mL BSA | 40 min | 96% | 5,000 <i>g</i> |
| 50 kDa MWCO | 1.0 mg/mL BSA | 30 min | 94% | 5,000 <i>g</i> |
| 100 kDa MWCO | 1.0 mg/mL bovine IgG | 30 min | 92% | 5,000 <i>g</i> |
| 125 kDa MWCO | 1.0 mg/mL bovine IgG | 27 min | 81% | 5,000 <i>g</i> |

Ordering Information

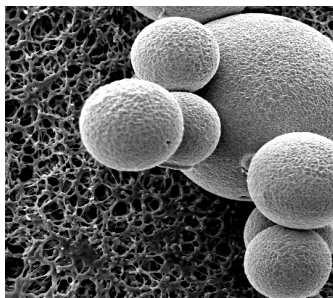
| Vivacon® 2 | Pack size | Prod. No. |
|-------------------|------------------|------------------|
| 2 kDa MWCO | 100 | VN02H92 |
| 10 kDa MWCO | 100 | VN02H02 |
| 30 kDa MWCO | 100 | VN02H22 |
| 50 kDa MWCO | 100 | VN02H32 |
| 100 kDa MWCO | 100 | VN02H42 |
| 125 kDa MWCO | 100 | VN02H82 |

Vivacon® 2 PCR Grade

| | | |
|--------------|-----|------------|
| 100 kDa MWCO | 100 | VN02H42ETO |
|--------------|-----|------------|



Introduction to Lab Chromatography



Chromatography resin beads (right) are shown on top of a membrane adsorber in this SEM. The membrane adsorber pores are more than 100x larger than bead pores.

Macromolecule purification is critical in many life science workflows. However, resin-based ion exchange or affinity chromatography methods typically require sophisticated equipment and long set-up times, exhibit low flow rates, and suffer from limited yields.

For laboratory-scale purification, Sartorius offers a range of ready-to-use units, featuring Sartobind® membrane adsorbers to overcome these challenges. The stabilized regenerated cellulose matrix displays a macroporous structure, allowing molecules to be transported to the ligands by convective flow. This results in exceptionally high flow rates, and shorter residence and cycle times.

A choice of formats from the Vivapure® and Sartobind® Lab product families provide the flexibility to purify by centrifugation, pump or FPLC system – and can even eliminate the need for specialist equipment altogether.

- Purification as simple as filtration
- Flexible handling by centrifuge, syringe or FPLC system
- Rapid, reproducible macromolecule purification and polishing
- No risk of bed cracking or channelling
- Single use or reusable membrane chromatography units
- Process-ready platform

Typical Applications

Vivapure® and Sartobind® Lab units are available with a choice of ion exchange (IEX) or affinity chromatography (AC) ligands. These are ideal for screening, scouting, optimization, and preparative purification or polishing of most macromolecules in research and development laboratories.

| | Sartobind® Lab and Vivapure® IEX | | Sartobind® Lab IDA | Sartobind® Lab Protein A |
|---|--|--------------------------------|--------------------------|-------------------------------------|
| Interaction Principle | Anion exchange | Cation exchange | Affinity | Affinity |
| Ligand | Quaternary ammonium (Q), diethylamine (D) | Sulfonic acid (S) | Iminodiacetic acid (IDA) | ProteinA |
| Typical Capture Applications | Proteins, nucleic acids, viruses, VLP | Proteins, viruses, VLP | His-tagged proteins | Antibodies, Fc containing molecules |
| Typical Flowthrough Applications | DNA, host cell proteins, viruses, endotoxins | Aggregates, host cell proteins | - | - |

Vivaclear



Vivaclear centrifugal filters are disposable microfiltration devices for the fast and reliable clarification | filtration of biological samples in the range 100 to 500 μL . They can be used in fixed angle rotors accepting 2.2 mL centrifuge tubes.

Product Features

- High-flux polyethersulfone membrane
- 0.8 μm pore size
- Low hold-up volume (< 5 μL)
- Fast and reproducible performance

Applications

- Clarification of samples before loading in Vivapure® protein purification spin columns
- Removal of particles and precipitates
- Filtration of plasma and serum
- Filtration of cells or cell debris

Specifications

| Vivaclear Centrifugal Filters | | |
|-------------------------------|---------------------------------------|------------------------|
| Rotor | 40 – 45° fixed angle rotor | |
| Pore size | 0.8 μm | |
| Dimensions | Length x diameter | 43 x 11 mm |
| | Active membrane area | 0.34 cm^2 |
| | Hold-up volume, membrane plus support | < 5 μL |
| | Maximum RCF | 2,000 g |
| Materials of construction | Body | Polypropylene (PP) |
| | Membrane | Polyethersulfone (PES) |
| | Filtrate collection tube | Polypropylene (PP) |

Ordering Information

| Vivaclear Mini PES | Pack size | Prod. No. |
|--------------------|-----------|-----------|
| 0.8 μm | 100 | VK01P042 |

Vivapure®

Single use membrane chromatography units for screening, scouting and optimization of IEX purification conditions.



Vivapure® IEX Mini



Vivapure® IEX Maxi

Off-the-Shelf Consistency

Avoid preparative steps and cleaning with the single use spin column format. No more column packing. Bye-bye degassing.

Purification in Parallel

Purify two, four, six or even 24 samples simultaneously to optimize or cut your already shortened process time even further. Full screen ahead.

IEX Without The CAPEX

Conserve your budget with the chromatography solution that doesn't require high-cost equipment. Your centrifuge just became your FPLC system.

Ready-to-Analyze Eluates

No need to concentrate. Membrane chromatography eliminates dilution effects to yield fractions which require no further processing before analysis.

Materials

| | |
|---------------|--|
| Housing | Polycarbonate (PC) |
| Filtrate Tube | Polypropylene (PP) |
| Membrane | Stabilized regenerated cellulose |
| Ligand | Quaternary ammonium (Q), diethylamine (D) or sulfonic acid (S) |
| Packaging | Cardboard (PAP) and Polyethylene (LDPE) |
| User Guide | Paper (PAP) |

Specifications

| Type | Mini | Maxi |
|------------------------|------------------------------------|------------------------------------|
| Bed Volume | 0.24 mL | 2.7 mL |
| Sample Capacity | 0.4 mL | 19 mL |
| Minimum Elution Volume | 50 µL | 2 mL |
| Recommended RCF | 2,000 g | 500 g |
| Binding Capacity* | 4 mg/unit | 60 - 80 mg/unit |
| Operating pH Stability | 2 - 12 for Q and S 4 - 10 for D | 2 - 12 for Q and S 4 - 10 for D |

*For BSA on Q | D units, or cytochrome c on S units

Ordering Information

| Description | Pack size | Prod. No. |
|------------------|-----------|-------------|
| Vivapure® Q Mini | 24 | VS-IX01QH24 |
| Vivapure® Q Maxi | 8 | VS-IX20QH08 |
| Vivapure® D Mini | 24 | VS-IX01DH24 |
| Vivapure® D Maxi | 8 | VS-IX20DH08 |
| Vivapure® S Mini | 24 | VS-IX01SH24 |
| Vivapure® S Maxi | 8 | VS-IX20SH08 |

Sartobind® Lab

Membrane chromatography units for rapid preparative affinity or ion exchange purification, which can be re-used hundreds of times.

Cut to the Capture

Eliminate or combine preparative steps with plug and play chromatography units. No more column packing. Bye-bye degassing.

Purify More Than Ever Before

Experience faster flow rates and shorter cycle times while maximizing macromolecule yield. Offering unrivalled productivity for even the largest protein complexes and viruses.

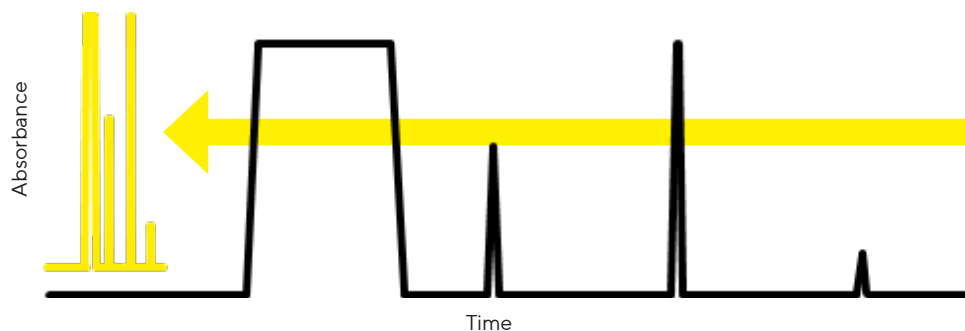
Flexibility Built In

Choose your preferred handling method without worrying about flow rate limitations. Use an FPLC system or purify equipment-free for AC or IEX without the CAPEX.

Trusted Process Ready Technology

Following proof of concept in the early development phase, easily scale your process using the same platform in capsules and cassettes. That's biopharmaceutical manufacturing covered.

Purify your macromolecules up to 10X faster by switching to Sartobind® Lab units (yellow).



Visit us at <https://sar.to/SartoBind-Rapid-A-Lab> to take your antibody purification process to affinity and beyond with Sartobind® Rapid A Lab.



Luer to UNF adapters are supplied in each box of Sartobind® Lab units, for connection to liquid chromatography systems

Materials

| | |
|-----------------------|---|
| Adapters | Polyether ether ketone (PEEK) |
| Caps | Polycarbonate (PC) |
| Fittings ¹ | Polyamide (PA) |
| Housing | Polypropylene (PP) |
| Ligand | Diethylamine (D), Iminodiacetic acid (IDA), Protein A, Quaternary ammonium (Q), Sulfonic acid (S) |
| Membrane | Agarose, Regenerated cellulose (RC) |
| Membrane support | Polyethylene terephthalate (PET) |
| Tubing ² | Polyvinyl chloride (PVC) |
| Packaging | Aluminium composite (ALU/OPA/PE), cardboard (PAP) |

¹ Optional accessories

* To ensure stability of the ligand, Sartobind® Rapid A Lab ships with additional packaging materials.

Specifications

| Modality | Ion Exchange (Q, D or S) | Metal Affinity (IDA) | Antibody Affinity (Protein A) |
|----------------------------|--|---|----------------------------------|
| Bed Volume | 0.41, 2.1 or 2.8 mL | 2.1 mL | 0.5 mL |
| Recommended Flow Rate | 5 – 30 MV/min | 5 – 30 MV/min | 5 – 50 MV/min |
| Maximum Operating Pressure | 0.6 MPa | 0.6 MPa | 0.8 MPa |
| Binding Capacity | 12 – 80 mg/unit BSA on Q units | 7.5 mg/unit His-tagged protein | ≥17.5 mg/unit Polyclonal hIgG |
| Operating pH Stability | 2 – 14 for Q and D 3 – 14 for S | 1 – 12 | 2 – 14 |
| Storage After Use | 20% ethanol in equilibration buffer | 0.02% sodium azide in equilibration buffer | 20% ethanol in PBS |

Ordering Information

| Description | Pack size | Prod. No. |
|---|-----------|-----------------|
| Sartobind® Q Lab, 0.41 mL | 4 | 93IEXQ42GB-12-A |
| Sartobind® Q Lab, 2.1 mL | 2 | 93IEXQ42DB-12-V |
| Sartobind® Q Lab, 2.8 mL | 1 | 93IEXQ42BC-12 |
| Sartobind® D Lab, 2.1 mL | 2 | 93IEXD42DB-12-V |
| Sartobind® S Lab, 0.41 mL | 4 | 93IEXS42GB-12-A |
| Sartobind® S Lab, 2.1 mL | 2 | 93IEXS42DB-12-V |
| Sartobind® S Lab, 2.8 mL | 1 | 93IEXS42BC-12 |
| Sartobind® IDA Lab, 2.1 mL | 2 | 93IDA-42DB-12-V |
| NEW! Sartobind® Rapid A Lab, 0.5 mL | 1 | SBLRA025EL-1 |
| NEW! Sartobind® Rapid A Lab, 0.5 mL | 4 | SBLRA025EL-A |
| Sartobind® Lab LC system adapter kit | 1 | SBLAAU01-1 |
| Peristaltic pump | 1 | VF-APD0001-1 |
| Peristaltic pump head for 1.6 mm tubing | 1 | VF-APH0001-1 |
| Pump tubing | 1 | VF-ATD0001-1 |

Vivapure® Virus Purification Kits

Recombinant virus vectors are the preferred method for a wide range of gene delivery applications. Especially adenovirus type 5 and VSV-G pseudotyped lentivirus are two frequently utilized viral vectors for in vitro and in vivo applications.

Recombinant Adenovirus Vectors

Recombinant adenovirus vectors are versatile tools in research and therapeutic applications for gene transfer and protein expression in cell lines that have low transfection efficiency with liposomes. After entering cells, the virus remains epichromosomal – i.e., does not integrate into the host chromosome, leaving the host genome unaffected. The delivery of RNAi into cells is becoming a major application for adenovirus vectors.

Lentivirus Vectors

Lentivirus vectors are frequently used in gene transfer studies, due to their ability of gene transfer and integration into dividing and non-dividing cells. The pseudotyped envelope with vesicular stomatitis virus envelope G (VSV-G) protein broadens their target cell range. Lentiviral vectors have been shown to deliver genes into cell types (e.g. neurons, lymphocytes and macrophages) which other retrovirus vectors could not be used for. The lentivirus vector is increasingly used to integrate siRNA efficiently in a wide variety of cell lines and primary cells, both in vitro and in vivo.

Rapid Virus Purification by Membrane Chromatography

The Sartobind® ion exchange membrane adsorber technology used in Adenopack and Lentiselect is unique in its capability to efficiently and rapidly capture and recover large virus particles. Compared with chromatography media, membrane adsorbers provide large 3,000 nm pores, allowing unrestricted access and recovery of virus from the charged adsorber surface. Convective flow through the syringe filter devices provides high-speed separations not possible with traditional chromatography, cesium chloride density gradients and ultracentrifugation methods.

Sartorius membrane adsorbers with porous matrices, high capacities, low differential pressures, high flow rates and low unspecific adsorption show excellent performance in small-scale virus purification. In addition, these syringe filter devices are scalable and comply with cGMP requirements for large-volume, high-performance separation, reducing final process time ten-fold.



Vivapure® Adenopack

Adenopack 20 | 100 | 500

The Adenopack adenovirus purification and concentration kits offer researchers who need to recover up to 3×10^{13} purified recombinant adenovirus particles for in vitro transfection a fast, safe and easy-to-use solution. The kits include all reagents and devices necessary for clarification, purification and concentration of adenovirus type 5 from HEK293 cell cultures – all within just two hours. These straightforward kits replace time-consuming and labor-intensive 48-hour CsCl density gradients.

Adenopack kits are offered as Adenopack 20, Adenopack 100 and Adenopack 500 for the purification and concentration of adenovirus type 5 from 20 to 500 mL cell cultures, resulting in 1×10^{11} to 3×10^{13} purified viral particles. For each sample volume, the most convenient handling method is provided for ultimate convenience.

To this end, preparations using Adenopack 20 are supplied in a spin column format for centrifuges. Adenopack 100 is a manually operated kit in a syringe filter format* and Adenopack 500 is a pump-driven kit.

Adenopack Advantages

Fast and Easy Virus Purification

- Purification completed in just 2 hours
- Convenient, over $10 \times$ faster alternative to CsCl density gradient

Quantitative Yields

- In contrast to CsCl density gradient, the complete cell culture is used for virus purification and not only the viral pellet

Flexible Product Range

- Applicable from initial construct screening to large-scale virus production

Complete Kit

- Including filtration devices, Adenopack units for virus purification, Vivaspin® and all buffers

Low Endotoxin Levels

- High cell viability and infection rates due to endotoxin levels of < 0.025 EU/mL

* Vivapure® Adenopack 100 can be alternatively be operated with a laboratory pump or an infusion pump, for which protocols are provided on our web page at www.sartorius-stedim.com. Additionally, the tubes and adaptors needed for these operating modes can be ordered.

Specifications

| Adenovirus Purification Kit Specifications | | | |
|--|--|--------------------------------------|--------------------------------------|
| Product | Adenopack 20 | Adenopack 100 | Adenopack 500 |
| Sample size | 20 mL cell culture | 20 to 200 mL of cell culture | 500 mL of cell culture |
| Number of purifications | 6 × 20 mL | 2 × 20 to 60 mL 1 × 200 mL | 1 × 500 mL |
| Virus particles (VP) per mL | Typically up to 1 × 10 ¹¹ -10 ¹² | Typically up to 1 × 10 ¹³ | Typically up to 3 × 10 ¹³ |
| VP/IU | 50 to 100 | 20 to 50 | 20 to 50 |
| Processing time | Typically one hour | Typically two hours | |
| Endotoxin level | <0.025 EU/mL | <0.025 EU/mL | <0.025 EU/mL |

Ordering Information



| Vivapure® Adenopack 20 | |
|----------------------------|------------|
| Vivapure® Adenopack 20 | VS-AVPQ020 |
| Vivapure® Adenopack 20 RT* | VS-AVPQ022 |



| Vivapure® Adenopack 100 | |
|-----------------------------|------------|
| Vivapure® Adenopack 100 | VS-AVPQ101 |
| Vivapure® Adenopack 100 RT* | VS-AVPQ102 |

| Adenopack 100 Accessories | |
|---|------------|
| Pump tubing set for Vivapure® Adenopack 100 | VS-AVPA001 |



| Vivapure® Adenopack 500 | |
|-----------------------------|------------|
| Vivapure® Adenopack 500 | VS-AVPQ501 |
| Vivapure® Adenopack 500 RT* | VS-AVPQ502 |

* Adenopack RT-kits do not contain Benzonase**
** Benzonase® is a registered trademark of Merck

Vivapure® Lentiselect

Lentiselect 40 | 500 | 1000

The Lentiselect kits for lentivirus purification and concentration offer researchers who need to recover up to 5×10^9 infective lentivirus particles per mL for in vitro transfection or animal studies a fast and easy-to-use solution.

These straightforward kits replace time-consuming ultracentrifugation protocols, which typically take approximately one day for large sample volumes. Vivapure® Lentiselect thus reduces purification time to just a few hours.

Lentiselect kits are offered as Lentiselect 40, Lentiselect 500 and Lentiselect 1000 for the purification and concentration of VSV-G pseudotyped lentivirus from 40 to 1,000 mL cell cultures, resulting in 8×10^8 to 1×10^{10} purified infective particles. The most convenient handling method is provided for each sample volume. To this end, 40 mL sample volumes are processed manually with Lentiselect 40, while Lentiselect 500 and 1000 are pump-driven kits.

Lentiselect Advantages

Fast and Easy Virus Purification

- Purification completed in less than one to six hours, depending on sample volume
- Kit is as easy to use as filtration

No Need for Expensive Instruments

- Lentivirus purification with Lentiselect is independent of equipment, such as ultracentrifuges

High Virus Purity

- Achieve pure virus based on a chromatographic method for your experiments instead of a crude and variable cell culture supernatant pellet

Optimal for Multiple Virus Construct Screening

- With Lentiselect 40, four purification runs can be conducted in parallel with one kit

Complete Kits

- Including Lentiselect units for virus purification, Vivaspin® units for concentration | buffer exchange and all buffers and syringes necessary

Low Endotoxin Levels

- High cell viability and infection rates due to endotoxin levels of < 0.025 EU/mL

Specifications

| Product | Lentiselect 40 | Lentiselect 500 | Lentiselect 1000 |
|-----------------------------|-------------------------------------|---|--|
| Sample size | 40 mL cell culture | 500 mL of cell culture | 1,000 mL of cell culture |
| Number of purifications | 4 × 40 mL | 1 × 500 mL | 1 × 1,000 mL |
| Virus particles (VP) per mL | Typically up to 3 × 10 ⁹ | Typically up to 2 – 5 × 10 ⁹ | Typically up to 4 – 6 × 10 ¹³ |
| VP/IU | 5 to 15 | 5 to 15 | 20 to 50 |
| Processing time | Typically up to 45 min | Typically up to 3 hours | Typically up to 6 hours |
| Endotoxin level | <0.025 EU/mL | <0.025 EU/mL | <0.025 EU/mL |

Ordering Information



| | |
|---------------------------------|------------|
| Vivapure® Lentiselect 40 | |
| Vivapure® Lentiselect 40 | VS-LVPQ040 |



| | |
|----------------------------------|------------|
| Vivapure® Lentiselect 500 | |
| Vivapure® Lentiselect 500 | VS-LVPQ500 |



| | |
|-----------------------------------|-------------|
| Vivapure® Lentiselect 1000 | |
| Vivapure® Lentiselect 1000 | VS-LVPQ1000 |



60
50
40
30
20
10
ml

SARTOBIND® S15 Lot no. 8750

SCHOTT
DURAN

SARTOBIND
Sartopure® Adenopack
Washing buffer
Lot: B160301
Vol: 100 ml

SARTOBIND
Sartopure® Adenopack
6x Loading buffer
Lot: B151205
Vol: 25 ml



Filtration Devices

Table of Contents

| | |
|---------------------------------------|-----|
| Introduction | 66 |
| Minisart® Standard Selection Guide | 67 |
| Minisart® PP Standard Syringe Filter | 68 |
| Minisart® NML Standard Syringe Filter | 74 |
| Chemical Compatibility | 80 |
| Claristep® Syringeless Filtration | 83 |
| Sartolab® P20 Pressure Filter Units | 88 |
| Sartolab® RF 50 | 90 |
| Sartolab® RF BT | 92 |
| Sartolab® Multistation | 96 |
| Sartoclear Dynamics® Lab P15 | 98 |
| Sartoclear Dynamics® Lab V | 100 |

Introduction

Syringe filters are used for many routine preparation steps in laboratories all over the world. They are convenient, ready-to-use disposables for sterile filtration of liquids and removal of particles from solutions and gases. Depending on the reagents filtered, syringe filters have to fulfill certain requirements to best serve customer's application. Sartorius offers Minisart® syringe filters and filters optimized for a wide range of relatively large volumes. The filters are reliably remove particles with no leakage. If you need to rely on the quality of your filtrate – whether it needs to be sterile prior to use or particulate-free before analysis – field-proven, high-quality Sartorius filter syringes are the No. 1 choice for reliable, convenient preparation steps.

Our Product Range

For clarification and sterilization of liquids, filtration is the optimal method. It removes microorganisms and particles reliably, without any effects on the ingredients due to adsorption or decomposition. For optimal results, Minisart® NML and High Flow Standard syringe filters with an MBS housing provide a choice of membranes with pore sizes ranging from 0.1 µm to 5 µm for high flow rates and the low adsorption characteristics. The effective filtration area of 6.2 cm² for the fast filtration is the largest among premium syringe filters available, and the MBS housing is color-coded for easy pore size identification. For a list of the types offered, please see page 74.

Elimination of particles from your samples prior to HPLC or other chromatographic analysis is essential in order to maintain the integrity of your chromatography column and to maximize its operating lifetime. Minisart® PP Standard syringe filters optimized for sample preparation consist of a polypropylene housing and membrane components featuring maximum chemical compatibility and minimum extractables to ensure excellent results. Due to the typical range of volumes from less than 1 mL to 100 mL, these filters are available in three different diameters with an effective filtration area of 0.07 cm², 1.7 cm² and 4.8 cm². For a selection guide, please see page 67.

The Sartorius medical device CE-Minisart® syringe filter with a hydrophilic (surfactant-free) cellulose acetate and hydrophobic polytetrafluoroethylene (PTFE) are the perfect choice for pharmacy admixture applications like sterile filtration and/or clarification of low volume solutions in a laboratory environment before use for patient care. The Medical Minisart® syringe filters are manufactured by Sartorius in a facility whose Quality Management System is certified for compliance with EN ISO 13485 (see page 80).

Minisart® Standard Syringe Filters are intended for general laboratory use and not for use in medical applications

Sartorius has developed a new, easy-to-use and straightforward filtration setup. The manually operated Claristep® Filtration System consisting of a station and filter units offers a novel way for clarifying your samples prior to analysis.

Claristep® Filter units are processed without syringe and are made of the purest materials. Another major benefit is that the contact time of the samples with the filters and the caps is extremely short, ensuring optimal, contamination-free results. The Claristep® Station consists of a base, a lid and an exchangeable tray for easy and accurate positioning of sample vials and Claristep® Filter units.

Claristep® syringeless filter units with RC membranes are optimized for solvents and aqueous solutions. They provide maximum chemical compatibility and exceptionally low non-specific binding of analytes.

Sartolab® filtration devices with 0.1 µm, 0.22 µm and 0.45 µm PES membranes for convenient filtration of 50 mL up to 1 L are ready to use and sterile. Sartolab® RF is a complete system that includes a receiver flask. Sartolab® BT is a bottle top filter without a receiver flask. This enables customers to use a receiver bottle of their choice and to even expand filtration capacity, depending on the particle load of the filtered liquid by filling more than one receiver flask.

Sartolab® P20 pressure filtration devices are intended for general laboratory use. They are available with a 0.2 µm and 0.45 µm PES membrane, with or without a prefilter, depending on your needs. Sartolab® P20 is designed for up to 10 L volumes and can also be used in-line. The polycarbonate housing and membrane components are ideal for filtering liquids. The versions with a prefilter are ideal for filtering environmental samples that have a high particle load prior to analyzing such samples.

Typical Applications for Filtration Devices

- Sterile filtration of liquids and gases with virtually no effect on the ingredients
- Particle removal from liquids and gases prior to downstream processes
- Venting of vials, bottles, containers, bags and bioreactors and fermenters
- Removal of precipitates and coagulates from solutions prior to use





Minisart® Standard Selection Guide

Please refer to Minisart® RC, NY, PES- or SRP for the highest chemical compatibility on page 71.

Please refer to Minisart® NML, HY or Minisart® High Flow on page 74.

| Sample Composition | Aqueous | | Aqueous Solvents | | |
|--------------------|--|---|--|--------------------------------|-------------------------------------|
| | ▼ | ▼ | ▼ | ▼ | ▼ |
| | All Aqueous Solutions Buffers, Protein Analysis | All Aqueous Solutions Tissue Culture Media | Aqueous Solvent Mixtures Solvents | Solvent Mixtures Solvents | Solvents Gases Acids Bases |
| | ▼ | ▼ | ▼ | ▼ | ▼ |
| | CA Cellulose Acetate | PES Polyethersulfone | RC Regenerated Cellulose | NY Polyamide, Nylon | PTFE Polytetrafluoroethylene |
| | Hydrophilic | | | | Hydrophobic |

| Pore Sizes | Sterilization | | Sample Preparation Clarification Particle Removal | | | | | Prefiltration |
|------------|--|--|--|--------------------------|--------------------------|---------------------------------------|-----------------------------|---|
| | ▼ | ▼ | ▼ | ▼ | ▼ | ▼ | ▼ | ▼ |
| | Small Bacteria Mycoplasma Colloids >0.1 µm | UHPLC, etc. (Columns <3 µm Particles) Bacteria | HPLC, etc. (Columns >3 µm Particles) Particles | Particles Yeast Cells | Particles Yeast Cells | Particles Yeast Cells Platelets | Large Particles Cells | Glass Pre-Filter Glass + Membrane Highly Particle- laden Samples |
| | ▼ | ▼ | ▼ | ▼ | ▼ | ▼ | ▼ | ▼ |
| | 0.1 µm | 0.2 µm | 0.45 µm | 0.65 µm | 0.8 µm | 1.2 µm | 5 µm | GF (Glass Fiber) |

| Sample Volume |  |  |  |  |
|---------------|---|---|--|---|
| | ▼ | ▼ | ▼ | ▼ |
| | 1 – 200 mL | 1 – 100 mL | 0.5 – 15 mL | 0.05 – 1 mL |
| | ▼ | ▼ | ▼ | ▼ |
| | 28 mm for up to 200 mL | 25 mm for up to 100 mL | 15 mm for up to 15 mL | 4 mm for up to 1 mL |

Minisart® PP Standard Syringe Filter Sample Preparation for Analytics

Reliable Removal of Particles from Liquids and Gases

Particle removal by filtration before analysis substantially increases the lifetime of your columns. Minisart® RC is optimized for aqueous liquids and solvents and is compatible with DMSO, other amides, ketones, esters and ethers. Minisart® NY is exceptionally pure compared with other common polyamide (=nylon) filters and competitor products. For this product raw materials are used which do not interfere with standard analytical methods.

Our coating-free hydrophobic PTFE membrane used in Minisart® SRP is suitable for venting applications. The Minisart® PES- with hydrophobic polyethersulfone (PES) is suitable for venting or filtration of gases and air and can be sterilized by gamma irradiation.

Minisart® Features

- Low adsorption of analytes
- Maximum chemical compatibility
- Minimum extractables



4 mm packages are color-coded



Male Spike Outlet



Male Luer Slip Outlet



Minisart® RC 15 mm



Minisart® NY 15 mm



Minisart® SRP 15 mm



Minisart® RC 25 mm

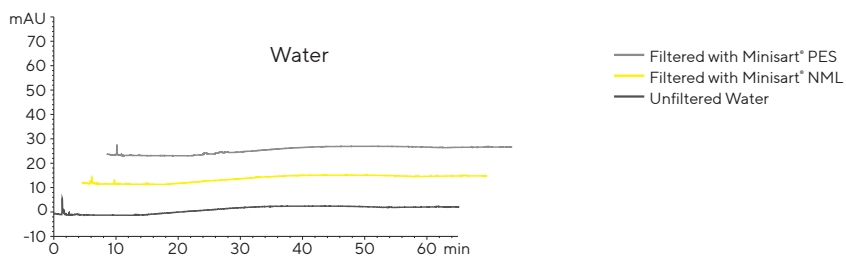
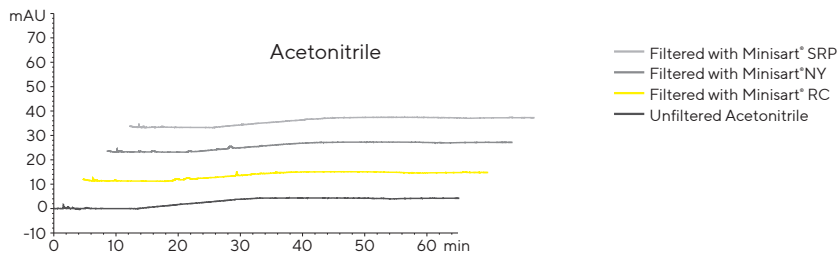
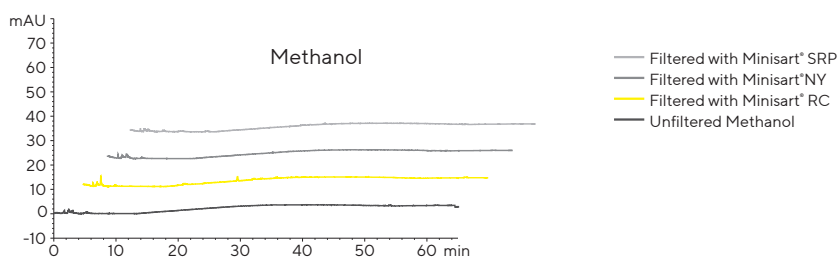


Minisart® NY 25 mm



Minisart® SRP 25 mm

HPLC Certification



HPLC Procedure

Column C18: 250 × 4.6 mm, Flow Rate: 1 mL/min, Wavelength: 220 nm

HPLC Injection Volume: 20 µL, Analysis Time: 65 min, Temperature: 40 °C,
Mobile Phases: A) Acetonitrile | B) Water, Gradient: Hold 60% A for 10 min,
60% to 95% A in 20 min, 95% to 100% A in 35 min

Minisart® with Polypropylene Housing

Specifications

| Minisart® RC SRP NY PES- with 4 15 25 mm Ø Membrane Filtration Area | |
|---|---|
| Housing material | Polypropylene (PP) |
| Membranes | RC = Regenerated Cellulose NY = Polyamide SRP = Hydrophobic PTFE = Polytetrafluoroethylene PES = Polyethersulfone PES - = hydrophobic PES |
| Glass fiber prefilter | NY Plus: Ultrapure quartz, 0.7 µm particle retention |
| Max. operating pressure | RC SRP NY: 4.5 bar 65 psi PES - : 2.0 bar 29 psi (IN - OUT) or 0.5 bar 7.2 psi (OUT - IN) |
| Housing burst pressure | ≥ 7 bar 102 psi |
| Max. temperature | 60°C |
| Sterilization | Non-sterile Minisart® RC, SRP and NY can be can sterilized by autoclaving or by using ethylene oxide (EO). Non-sterile Minisart® PES- can be sterilized by ethylene oxide or gamma irradiation |

| Minisart® Membrane Types | RC 0.2 µm | RC 0.2 µm | RC 0.45 µm | SRP 0.2 µm | SRP 0.45 µm |
|--|--------------------------------|--------------------------------|--------------------------------|----------------------------------|----------------------------------|
| Non-sterile packs: 50 (K), 200 (S), 500 (Q), 1000 (R) sterile packs: individually packaged, 50 (ACK) | K S Q R | ACK | K S Q R | K S Q ACK | K S Q |
| Bubble point (≥) | With water 3.0 bar 44 psi | With water 4.6 bar 67 psi | With water 2.0 bar 29 psi | With ethanol 1.1 bar 16 psi | With ethanol 0.9 bar 13 psi |

Flow rate ((≥) mL/min), 4 mm Ø = 0.07 cm² filter area | Hold-up volume¹: ≤ 10 µL

| | | | | | |
|-------------------------|-----|---|-----|-----|-----|
| ▪ For water at 1 bar | 0.5 | – | 1.5 | –³ | –³ |
| ▪ For methanol at 1 bar | 1.5 | – | 3.0 | 2.0 | 4.5 |
| ▪ For air at 0.1 bar | –² | – | –² | 30 | 60 |

Flow rate ((≥) mL/min), 15 mm Ø = 1.7 cm² filter area | Hold-up volume¹: ≤ 100 µL

| | | | | | |
|-------------------------|----|----|-----|-----|-------|
| ▪ For water at 1 bar | 20 | 10 | 40 | –³ | –³ |
| ▪ For methanol at 1 bar | 55 | 25 | 105 | 55 | 150 |
| ▪ For air at 0.1 bar | –² | –² | –² | 800 | 1,600 |

Flow rate ((≥) mL/min), 25 mm Ø = 4.8 cm² filter area | Hold-up volume¹: ≤ 200 µL

| | | | | | |
|-------------------------|-----|----|-----|-------|-------|
| ▪ For water at 1 bar | 80 | 50 | 160 | –³ | –³ |
| ▪ For methanol at 1 bar | 160 | 90 | 325 | 60 | 260 |
| ▪ For air at 0.1 bar | –² | –² | –² | 1,800 | 3,000 |

| | | | | | |
|--|----|-----|----|------------------|------------------|
| Water penetration point³ (≥) | – | – | – | 4.0 bar 58 psi | 3.0 bar 44 psi |
| Sterile filtration capability⁵ acc. to the bacteria challenge test | No | Yes | No | Yes | No |
| Non-pyrogenic according to the USP | | | | | |

| Minisart® Membrane Types | NY 0.2 µm | NY 0.45 µm | NY Plus 0.2 µm | NY Plus 0.45 µm | PES 0.2 µm | PES -0.2 µm |
|--|--------------------------------|--------------------------------|--------------------------------|--------------------------------|--------------------------------|-----------------------------------|
| Non-sterile packs: 50 (K), 200 (S), 500 (Q), 1000 (R) sterile packs: individual packaged, 50 (ACK) | K Q R ACK | K Q R ACK | K Q | K Q | K Q ACK | K Q |
| Bubble point (≥) | With water 3.0 bar 44 psi | With water 2.0 bar 29 psi | With water 3.0 bar 44 psi | With water 2.0 bar 29 psi | With water 3.2 bar 46 psi | With ethanol 0.95 bar 14 psi |
| Flow rate (≥) mL/min, 4 mm Ø = 0.07 cm² filter area Hold-up volume¹: ≤ 10 µL | | | | | | |
| ■ For water at 1 bar | – | – | – | – | 1.5 | – |
| ■ For methanol at 1 bar | – | – | – | – | – ⁴ | – |
| ■ For air at 0.1 bar | – | – | – | – | – ² | – |
| Flow rate (≥) mL/min, 15 mm Ø = 1.7 cm² filter area Hold-up volume¹: ≤ 100 µL | | | | | | |
| ■ For water at 1 bar | 20 | 40 | – | – | 40 | – |
| ■ For methanol at 1 bar | 40 | 110 | – | – | – ⁴ | – |
| ■ For air at 0.1 bar | – ² | – ² | – | – | – ² | – |
| Flow rate (≥) mL/min, 25 mm Ø = 4.8 cm² filter area Hold-up volume¹: ≤ 200 µL | | | | | | |
| ■ For water at 1 bar | 50 | 100 | 50 | 100 | 100 | – |
| ■ For methanol at 1 bar | 70 | 200 | 70 | 200 | – ⁴ | – ⁴ |
| ■ For air at 0.1 bar | – ² | – ² | – ² | – ² | – ² | 1,200 |
| Water penetration point ³ (≥) | – | – | – | – | – | 2.0 bar 29 psi |
| Sterile filtration capability ⁵ acc. to the bacteria challenge test | Yes | No | Yes | No | Yes | Yes |
| Non-pyrogenic according to the USP | | | | | | |

¹ Hold-up volume after air purge² Hydrophilic membranes can filter dry air or gas but become impermeable to air or gas when wetted!³ Hydrophobic membranes cannot be wetted with aqueous solutions unless you overcome their water penetration point or pre-wet them using an organic solvent (e.g. ethanol).⁴ PES is suitable for solutions only containing up to 30 % MeOH.⁵ According to the bacterial challenge test (BCT) with $\geq 1 \times 10^7$ cfu/cm² *Brevundimonas diminuta*. Non-sterile RC Minisart® types are optimized for sample preparation and are not suitable for sterile filtration according to the bacteria challenge test. All other non-sterile Minisart® types with 0.2 µm pore size can be sterilized by autoclaving or EO before use for sterile filtration.⁶ For sterile packs ACK.

Minisart® Standard Syringe Filters are intended for general laboratory use and not for use in medical applications

Minisart® with Polypropylene Housing

Ordering Information

| Minisart® RC (Regenerated Cellulose) | | | | | | | | |
|--------------------------------------|----------|---------|-----------|------------------|------------------|----------|-----------|---------------|
| Ø in mm EFA¹ | Membrane | Housing | Pore Size | Connector Outlet | Color Printing | Sterile* | Qty./Pkg. | Order No. |
| 25 mm | RC | PP | 0.2 µm | Male Luer Slip | White, Printed | Yes | 50 | 17764-----ACK |
| 25 mm | RC | PP | 0.2 µm | Male Luer Slip | White, Printed | No | 50 | 17764-----K |
| 25 mm | RC | PP | 0.2 µm | Male Luer Slip | White, Printed | No | 200 | 17764-----S |
| 25 mm | RC | PP | 0.2 µm | Male Luer Slip | White, Printed | No | 500 | 17764-----Q |
| 25 mm | RC | PP | 0.45 µm | Male Luer Slip | White, Printed | No | 50 | 17765-----K |
| 25 mm | RC | PP | 0.45 µm | Male Luer Slip | White, Printed | No | 200 | 17765-----S |
| 25 mm | RC | PP | 0.45 µm | Male Luer Slip | White, Printed | No | 500 | 17765-----Q |
| 15 mm | RC | PP | 0.2 µm | Male Luer Slip | White, Printed | Yes | 50 | 17761-----ACK |
| 15 mm | RC | PP | 0.2 µm | Male Luer Slip | White, Printed | No | 50 | 17761-----K |
| 15 mm | RC | PP | 0.2 µm | Male Luer Slip | White, Printed | No | 500 | 17761-----Q |
| 15 mm | RC | PP | 0.45 µm | Male Luer Slip | White, Printed | No | 50 | 17762-----K |
| 15 mm | RC | PP | 0.45 µm | Male Luer Slip | White, Printed | No | 500 | 17762-----Q |
| 4 mm | RC | PP | 0.2 µm | Male Luer Slip | Blue Tray | No | 50 | 17821-----K |
| 4 mm | RC | PP | 0.2 µm | Male Luer Slip | Blue Tray | No | 500 | 17821-----Q |
| 4 mm | RC | PP | 0.45 µm | Male Luer Slip | Yellow Tray | No | 50 | 17822-----K |
| 4 mm | RC | PP | 0.45 µm | Male Luer Slip | Yellow Tray | No | 500 | 17822-----Q |

| Minisart® SRP (Hydrophobic PTFE) | | | | | | | | |
|----------------------------------|------|----|---------|----------------|----------------|-----|-----|-----------------|
| 25 mm | PTFE | PP | 0.2 µm | Male Luer Slip | White, Printed | Yes | 50 | S7575-----FXOSK |
| 25 mm | PTFE | PP | 0.2 µm | Male Luer Slip | White, Printed | No | 50 | 17575-----K |
| 25 mm | PTFE | PP | 0.2 µm | Male Luer Slip | White, Printed | No | 200 | 17575-----S |
| 25 mm | PTFE | PP | 0.2 µm | Male Luer Slip | White, Printed | No | 500 | 17575-----Q |
| 25 mm | PTFE | PP | 0.2 µm | Hose Barb | White, Printed | No | 500 | 1757A-----Q |
| 25 mm | PTFE | PP | 0.45 µm | Male Luer Slip | White, Printed | No | 50 | 17576-----K |
| 25 mm | PTFE | PP | 0.45 µm | Male Luer Slip | White, Printed | No | 200 | 17576-----S |
| 25 mm | PTFE | PP | 0.45 µm | Male Luer Slip | White, Printed | No | 500 | 17576-----Q |
| 15 mm | PTFE | PP | 0.2 µm | Male Spike | White, Printed | No | 50 | 17558-----K |
| 15 mm | PTFE | PP | 0.2 µm | Male Spike | White, Printed | No | 500 | 17558-----Q |
| 15 mm | PTFE | PP | 0.2 µm | Male Luer Slip | White, Printed | Yes | 50 | 17573-----ACK |
| 15 mm | PTFE | PP | 0.2 µm | Male Luer Slip | White, Printed | No | 50 | 17573-----K |
| 15 mm | PTFE | PP | 0.2 µm | Male Luer Slip | White, Printed | No | 500 | 17573-----Q |
| 15 mm | PTFE | PP | 0.45 µm | Male Spike | White, Printed | No | 50 | 17559-----K |
| 15 mm | PTFE | PP | 0.45 µm | Male Spike | White, Printed | No | 500 | 17559-----Q |
| 15 mm | PTFE | PP | 0.45 µm | Male Luer Slip | White, Printed | No | 50 | 17574-----K |
| 15 mm | PTFE | PP | 0.45 µm | Male Luer Slip | White, Printed | No | 500 | 17574-----Q |
| 4 mm | PTFE | PP | 0.2 µm | Male Luer Slip | Blue Tray | No | 500 | 17844-----Q |
| 4 mm | PTFE | PP | 0.45 µm | Male Luer Slip | Yellow Tray | No | 50 | 17820-----K |
| 4 mm | PTFE | PP | 0.45 µm | Male Luer Slip | Yellow Tray | No | 500 | 17820-----Q |

Minisart® NY (Nylon) and NY25 Plus (Glass Fiber 0.7 µm² + Nylon)

| Ø in mm EFA¹ | Membrane | Housing | Pore Size | Connector Outlet | Color Printing | Sterile* | Qty./Pkg. | Order No. |
|----------------|----------|---------|-----------|------------------|------------------|----------|-----------|---------------|
| 25 mm | Nylon | PP | 0.2 µm | Male Luer Slip | White, Printed | Yes | 50 | 17845-----ACK |
| 25 mm | Nylon | PP | 0.2 µm | Male Luer Slip | White, Printed | No | 500 | 17845-----Q |
| 25 mm | Nylon | PP | 0.45 µm | Male Luer Slip | White, Printed | Yes | 50 | 17846-----ACK |
| 25 mm | Nylon | PP | 0.45 µm | Male Luer Slip | White, Printed | No | 500 | 17846-----Q |
| 15 mm | Nylon | PP | 0.2 µm | Male Luer Slip | White, Printed | No | 50 | 1776B-----K |
| 15 mm | Nylon | PP | 0.2 µm | Male Luer Slip | White, Printed | No | 500 | 1776B-----Q |
| 15 mm | Nylon | PP | 0.45 µm | Male Luer Slip | White, Printed | No | 50 | 1776C-----K |
| 15 mm | Nylon | PP | 0.45 µm | Male Luer Slip | White, Printed | No | 500 | 1776C-----Q |
| 25 mm | GF+Nylon | PP | 0.2 µm | Male Luer Slip | White, Printed | No | 50 | 1784B-----K |
| 25 mm | GF+Nylon | PP | 0.2 µm | Male Luer Slip | White, Printed | No | 500 | 1784B-----Q |
| 25 mm | GF+Nylon | PP | 0.45 µm | Male Luer Slip | White, Printed | No | 50 | 1784C-----K |
| 25 mm | GF+Nylon | PP | 0.45 µm | Male Luer Slip | White, Printed | No | 500 | 1784C-----Q |

Minisart® PES (Polyethersulfone) Aqueous Filtration

| | | | | | | | | |
|-------|-----|----|---------|----------------|-------|-----|-----|---------------|
| 15 mm | PES | PP | 0.22 µm | Male Luer Slip | White | Yes | 50 | 1776D-----ACK |
| 15 mm | PES | PP | 0.22 µm | Male Luer Slip | White | No | 500 | 1776D-----Q |

Minisart® PES- (Hydrophobic PES) Venting & Gas Filtration, Gamma Stable

| | | | | | | | | |
|-------|-----|----|--------|----------------|----------------|----|-----|-------------|
| 25 mm | PES | PP | 0.2 µm | Male Luer Slip | White, Printed | No | 50 | 1757H-----K |
| 25 mm | PES | PP | 0.2 µm | Male Luer Slip | White, Printed | No | 500 | 1757H-----Q |
| 25 mm | PES | PP | 0.2 µm | Hose Barbs³ | White, Printed | No | 50 | 1757G-----K |
| 25 mm | PES | PP | 0.2 µm | Hose Barbs³ | White, Printed | No | 500 | 1757G-----Q |

* Sterile Minisart® syringe filters are individually packaged. If not stated otherwise, Minisart® units have been sterilized by ethylene oxide.

Non-sterilized Minisart® units: RC, PTFE and nylon can be sterilized by autoclaving at 121 °C for 30 min. or by using ethylene oxide (EO).

¹ Diameter of EFA – Effective Filtration Area

² 0.7 µm = GF particle retention ≠ pore size!

³ Hose barbs, inlet and outlet, stepped 4.4–6 mm diameter

Minisart® Standard Syringe Filters are intended for general laboratory use and not for use in medical applications.

Minisart® NML Standard Syringe Filter Clarification and Sterilization by Filtration

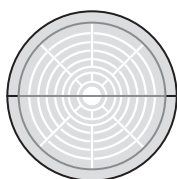
Filtration is the Optimal Method for Clarification and Sterilization of Liquids and Gases

Sterilization by filtration is the fastest method for removal of bacterial cells from liquids, while minimizing the effects on ingredients. Minisart® NML with (surfactant-free) cellulose acetate (SF)CA is the best choice for all aqueous solutions with a pH of 4 to 8. It combines fast flow rates and is available in many different pore sizes – also for the removal of larger particles. Minisart® High Flow with polyethersulfone (PES) is optimal for delivering the highest flow rates and for a broad pH compatibility range from 1 to 13. Due to the asymmetric membrane structure, the PES surface almost behaves like a prefilter.


Both Minisart® types – NML and High Flow – are available pre-sterilized by ethylene oxide (EO) or gamma irradiation. Hydrophobic PTFE filters like Minisart® HY are suitable for venting purposes and are additionally available in special formats with activated carbon.

Minisart® Features

- Largest effective filtration area (EFA) of 6.2 cm²
- Low adsorption
- High flow rate
- High total throughput
- Low hold-up volume
- Gamma-irradiated or EO-sterilized




28 mm EFA
33 mm housing diameter
(for NML and High Flow)



Minisart® High Flow with PES



Minisart® NML with (SF)CA



Minisart® HY with PTFE



Minisart® Standard Syringe Filters with MBS Housing

Specifications

| | |
|---|---|
| Minisart® High Flow NML NML Plus with 28 mm accessible membrane filtration area diameter, ≤ 150 µL hold-up volume ¹ Minisart® HY Acticosart with 26 mm accessible membrane filtration area diameter, ≤ 150 µL hold-up volume ¹ Minisart® Air with 15 mm accessible membrane filtration area diameter, ≤ 100 µL hold-up volume ¹ | |
| Housing material | Methacrylate butadiene styrene (MBS) |
| Membranes | High Flow: PES = Polyethersulfone NML: (SF) CA = (Surfactant-free) Cellulose Acetate NML Plus: (SF) CA = (Surfactant-free) Cellulose Acetate HY Acticosart Air: Hydrophobic PTFE = Polytetrafluoroethylene |
| Glass fiber prefilter | NML Plus: Binder-free GF, 0.7 µm particle retention |
| Max. operating pressure | High Flow: 6.0 bar 87 psi NML, NML Plus, HY, Air: 4.5 bar 65 psi Acticosart: 1 bar 14.5 psi |
| Housing burst pressure | ≥ 7 bar 102 psi (not determined for Acticosart) |
| Max. temperature | 60 °C |
| Sterilization | Non-sterile Minisart® High Flow, NML and NML Plus can be or sterilized by ethylene oxide (EO) or by gamma irradiation. Non-sterile Minisart® HY, Acticosart, Air* can be sterilized by ethylene oxide (EO). |

| Minisart® Membrane Types | PES 0.1µm | PES 0.22µm | PES 0.45µm | SFCA 0.2µm | SFCA 0.45µm | CA 0.65µm | CA 0.8µm | CA 1.2µm | CA 5.0µm |
|--|-----------------------------------|-----------------------------------|-----------------------------------|-----------------------------------|-----------------------------------|-----------------------------------|-----------------------------------|-----------------------------------|----------------------------------|
| Non-sterile packages: 500 (Q, HYQ), 1000 (R), sterile packs: individually packaged: 50 (K, GUK, HYK, HNK) | K | K GUK Q | K GUK Q | K GUK Q | K GUK Q | K | K GUK Q | K Q | K Q |
| Bubble point (≥) | With water 5.0 bar 73 psi | With water 3.2 bar 46 psi | With water 2.0 bar 29 psi | With water 3.2 bar 46 psi | With water 2.0 bar 29 psi | With water 1.3 bar 19 psi | With water 0.8 bar 12 psi | With water 0.7 bar 10 psi | With water 0.4 bar 6 psi |

| Flow Rate for ² I ³ (≥mL/min) | | | | | | | | | |
|---|----|-----|-----|----|-----|-----|-----|-----|-----|
| 28 mm Ø for water at 1 bar | 40 | 140 | 220 | 60 | 160 | 250 | 400 | 500 | 600 |
| 15 mm Ø for air at 0.1 bar | – | – | – | – | – | – | – | – | – |
| 26 mm Ø for air at 0.1 bar | – | – | – | – | – | – | – | – | – |

[illegible]

| Minisart® Membrane Types | GF+SFCA 0.2 µm | GF+SFCA 0.45 µm | GF+CA 1.2 µm | GF 0.7 µm | PTFE 0.2 µm | PTFE 1.0 µm | Acticosart | PTFE (Air) 0.2 µm |
|--|-----------------------------------|-----------------------------------|-----------------------------------|----------------------------------|-------------------------------------|------------------------------------|-------------------------------------|-------------------------------------|
| Non-sterile packages: 500 (Q, HYQ), 1000 (R), sterile packs: individually packaged, 50 (K, GUK, HYK, HNK) | K Q | K Q | Q | K Q | K Q | HYQ | Q | Q HNK |
| Bubble point (≥) | With water 3.2 bar 46 psi | With water 2.0 bar 29 psi | With water 0.7 bar 10 psi | With water 0.5 bar 7 psi | With ethanol 1.1 bar 20 psi | With ethanol 0.5 bar 7 psi | With ethanol 0.9 bar 13 psi | With ethanol 1.0 bar 14 psi |
| Flow rate for ²¹³ (≥ mL/min) | | | | | | | | |
| 28 mm Ø for water at 1 bar | 60 | 160 | 350 | 450 | - | - | - | - |
| 15 mm Ø for air at 0.1 bar | - | - | - | - | - | - | - | 800 |
| 26 mm Ø for air at 0.1 bar | - | - | - | - | 2,000 | 4,000 | 2,300 | - |
| Water penetration point ³ (≥) | - | - | - | - | 4.0 bar 58 psi | 1.5 bar 22 psi | N.a. | 3.2 bar 44 psi |
| Sterile filtration capability ⁴ according to the bacteria challenge test | Yes | No | No | No | Yes | No | N.a. | Yes |
| Non-pyrogenic according to the USP | Yes ⁵ | | | | | | | |

¹ Hold-up volume after air purge² Hydrophilic membranes can filter dry air or gas but become impermeable to air or gas when wetted!³ Hydrophobic membranes cannot be wetted with aqueous solutions unless you overcome their water penetration point.⁴ According to bacterial challenge test (BCT) with 1×10^7 cfu/cm² Brevundimonas diminuta. All non-sterile Minisart® types listed above can be sterilized according to the method recommended in this table.⁵ For sterile packs K | GUK

*Minisart® Air can be sterilized by Gamma irradiation according to the following parameters: Range 25 – 40 kGy (validated with 50 kGy).

Minisart® Standard Syringe Filters are intended for general laboratory use and not for use in medical applications

Preparation of Aqueous Liquids

Ordering Information

| Minisart® High Flow (PES – Polyethersulfone) | | | | | | | | |
|--|----------|---------|-----------|------------------|------------------|----------|-----------|-----------------|
| Ø in mm EFA¹ | Membrane | Housing | Pore Size | Connector Outlet | Color Printing | Sterile* | Qty./Pkg. | Order No. |
| 28 mm | PES | MBS | 0.1 µm | Male Luer Lock | Dark Red | Yes | 50 | 16553-----K |
| 28 mm | PES | MBS | 0.22 µm | Male Luer Lock | Royal Blue | Yes# | 50 | 16532-----GUK |
| 28 mm | PES | MBS | 0.22 µm | Male Luer Lock | Royal Blue | Yes | 50 | 16532-----K |
| 28 mm | PES | MBS | 0.22 µm | Male Luer Slip | Royal Blue | Yes | 50 | 16541-----K |
| 28 mm | PES | MBS | 0.22 µm | Male Luer Lock | Royal Blue | No | 500 | 16532-----Q |
| 28 mm | PES | MBS | 0.22 µm | Male Luer Slip | Royal Blue | No | 500 | 16541-----Q |
| 28 mm | PES | MBS | 0.45 µm | Male Luer Lock | Amber | Yes | 50 | 16537-----K |
| 28 mm | PES | MBS | 0.45 µm | Male Luer Lock | Amber | No | 500 | 16537-----Q |
| 28 mm | PES | MBS | 0.45 µm | Male Luer Slip | Amber | Yes# | 50 | 16533-----GUK |
| 28 mm | PES | MBS | 0.45 µm | Male Luer Slip | Amber | Yes | 50 | 16533-----K |
| 28 mm | PES | MBS | 0.45 µm | Male Luer Slip | Amber | No | 500 | 16533-----Q |
| Minisart® NML ((SF)CA – (Surfactant-free) Cellulose Acetate) | | | | | | | | |
| 28 mm | SFCA | MBS | 0.2 µm | Male Luer Lock | Blue | Yes | 50 | S6534-----FMOSK |
| 28 mm | SFCA | MBS | 0.2 µm | Male Luer Lock | Blue | Yes# | 50 | S6534-----FMGUK |
| 28 mm | SFCA | MBS | 0.2 µm | Male Luer Lock | Blue | No | 500 | S6534-----FM--Q |
| 28 mm | SFCA | MBS | 0.2 µm | Male Luer Slip | Blue | Yes | 50 | S7597-----FXOSK |
| 28 mm | SFCA | MBS | 0.2 µm | Male Luer Slip | Blue | No | 500 | S7597-----FX--Q |
| 28 mm | SFCA | MBS | 0.45 µm | Male Luer Lock | Yellow | Yes | 50 | S6555-----FMOSK |
| 28 mm | SFCA | MBS | 0.45 µm | Male Luer Lock | Yellow | Yes# | 50 | S6555-----FMGUK |
| 28 mm | SFCA | MBS | 0.45 µm | Male Luer Lock | Yellow | No | 500 | S6555-----FM--Q |
| 28 mm | SFCA | MBS | 0.45 µm | Male Luer Slip | Yellow | Yes | 50 | S7598-----FXOSK |
| 28 mm | SFCA | MBS | 0.45 µm | Male Luer Slip | Yellow | No | 500 | S7598-----FX--Q |
| 28 mm | CA | MBS | 0.65 µm | Male Luer Slip | Pink | Yes | 50 | 16569-----K |
| 28 mm | CA | MBS | 0.8 µm | Male Luer Lock | Green | Yes | 50 | 16592-----K |
| 28 mm | CA | MBS | 0.8 µm | Male Luer Lock | Green | Yes# | 50 | 16592-----GUK |
| 28 mm | CA | MBS | 0.8 µm | Male Luer Lock | Green | No | 500 | 16592-----Q |
| 28 mm | CA | MBS | 1.2 µm | Male Luer Lock | Red | Yes | 50 | 17593-----K |
| 28 mm | CA | MBS | 1.2 µm | Male Luer Lock | Red | No | 500 | 17593-----Q |
| 28 mm | CA | MBS | 5 µm | Male Luer Lock | Brown | Yes | 50 | S7594-----FMOSK |
| 28 mm | CA | MBS | 5 µm | Male Luer Lock | Brown | No | 500 | 17594-----Q |

Minisart® NML Plus (Glass Fiber 0.7 µm²) + (SF)CA

| Ø in mm EFA¹ | Membrane | Housing | Pore Size | Connector Outlet | Color Printing | Sterile* | Qty./Pkg. | Order No. |
|----------------|----------|---------|-----------|------------------|------------------|----------|-----------|-------------|
| 28 mm | GF+SFCA | MBS | 0.2 µm | Male Luer Lock | Blue | Yes | 50 | 17823-----K |
| 28 mm | GF+SFCA | MBS | 0.2 µm | Male Luer Lock | Blue | No | 500 | 17823-----Q |
| 28 mm | GF+SFCA | MBS | 0.45 µm | Male Luer Lock | Yellow | Yes | 50 | 17829-----K |
| 28 mm | GF+SFCA | MBS | 0.45 µm | Male Luer Lock | Yellow | No | 500 | 17829-----Q |
| 28 mm | GF+CA | MBS | 1.2 µm | Male Luer Lock | Red | No | 500 | 17825-----Q |
| 28 mm | GF | MBS | 0.7 µm² | Male Luer Lock | White | No | 50 | 17824-----K |
| 28 mm | GF | MBS | 0.7 µm² | Male Luer Lock | White | No | 500 | 17824-----Q |

Minisart® HY (hydrophobic PTFE)

| | | | | | | | | |
|-------|------|-----|--------|----------------|-------|-----|-----|-----------------|
| 26 mm | PTFE | MBS | 0.2 µm | Male Luer Lock | Clear | Yes | 50 | S6596-----FMOSK |
| 26 mm | PTFE | MBS | 1 µm | Male Luer Lock | Clear | No | 50 | 1659A-----HYQ |
| 26 mm | PTFE | MBS | 0.2 µm | Male Luer Lock | Clear | No | 500 | S6596-----FM--Q |

Minisart® High Flow (PES – Polyethersulfone)

| | | | | | | | | |
|-------|-----|-----|--------|----------------|----------|-----|----|-------------|
| 28 mm | PES | MBS | 0.1 µm | Male Luer Lock | Dark Red | Yes | 50 | 16553-----K |
|-------|-----|-----|--------|----------------|----------|-----|----|-------------|

Minisart® Air (Hydrophobic PTFE)

| | | | | | | | | |
|-------|------|-----|--------|-------------------------|--------|------|-----|---------------|
| 15 mm | PTFE | MBS | 0.2 µm | Male Luer Slip | Yellow | No | 500 | 1751A-----Q |
| 15 mm | PTFE | MBS | 0.2 µm | Male Luer Slip + Needle | Yellow | Yes# | 50 | 16596-----HNK |

Minisart® Acticosart with Dome Reservoir + Hydrophobic PTFE

| | | | | | | | | |
|-------|---------------|-----|---------|----------------|------|----|-----|-------------|
| 26 mm | Active carbon | MBS | 0.45 µm | Male Luer Slip | Blue | No | 500 | 17840-----Q |
|-------|---------------|-----|---------|----------------|------|----|-----|-------------|

* Sterilized Minisart® units are individually packaged. If not stated otherwise, Minisart® are sterilized by ethylene oxide.

#-mark indicates sterilization by gamma irradiation.

Non-sterilized Minisart® units: High Flow, NML, NML Plus and HY can be sterilized by ethylene oxide; High Flow, NML and NML Plus can also be sterilized by gamma irradiation

¹ Diameter of EFA – Effective Filtration Area

² 0.7 µm = GF particle retention ≠ pore size!

Minisart® Standard Syringe Filters are intended for general laboratory use and not for use in medical applications



Chemical Compatibility

| | Material | | | | | | | | Minisart® Types | | | | | | | | | |
|---------------------------|--------------|---------------|----------------|-------------|----------------|-----------------|-------------|------------|--------------------|---------------------------|--------------------|------------------|----------------------------|--------------|--------------|-------------------|---------------|---------------|
| | PES membrane | SFCA membrane | PTFE membrane | RC membrane | Nylon membrane | GF depth filter | Housing MBS | Housing PP | Minisart® HighFlow | Minisart® NML Ophthalsart | Minisart® NML Plus | Minisart® NML GF | Minisart® HY Minisart® Air | Minisart® RC | Minisart® NY | Minisart® NY Plus | Minisart® SRP | Minisart® PES |
| Filter Membrane | PES | (SF)CA | PTFE | RC | PA | | | | PES | (SF)CA | (SF)CA | | PTFE | RC | PA | PA | PTFE | PES |
| Pre-Filter | | | | | | GF | | | - | - | GF | GF | - | - | - | GF | - | - |
| Housing Material | | | | | | | MBS | PP | MBS | MBS | MBS | MBS | MBS | PP | PP | PP | PP | PP |
| Sterilization | | | | | | | | | | | | | | | | | | |
| Ethylene oxide | ++ | ++ | ++ | ++ | ++ | ++ | ++ | ++ | ++ | ++ | ++ | ++ | ++ | ++ | ++ | ++ | ++ | ++ |
| Gamma irradiation | ++ | ++ | - ¹ | ++ | - | ++ | ++ | - | ++ | ++ | ++ | ++ | - ¹ | - | - | - | - | - |
| Autoclaving 121°C, 30 min | ++ | ++ | ++ | ++ | ++ | ++ | - | ++ | - | - | - | - | - | ++ | ++ | ++ | ++ | ++ |
| Solvents | | | | | | | | | | | | | | | | | | |
| Acetone | - | - | ++ | ++ | ++ | ++ | - | ++ | - | - | - | - | - | ++ | ++ | ++ | ++ | - |
| Acetonitrile | - | - | ++ | ++ | ++ | ++ | - | ++ | - | - | - | - | - | ++ | ++ | ++ | ++ | - |
| Benzene | + | + | - | ++ | ++ | ++ | - | ++ | - | - | - | - | - | ++ | ++ | ++ | - | + |
| Benzyl alcohol | + | + | ++ | ++ | ++ | ++ | - | + | - | - | - | - | - | ++ | ++ | ++ | ++ | + |
| n-Butyl acetate | - | - | ++ | ++ | ++ | ++ | - | ++ | - | - | - | - | - | ++ | ++ | ++ | ++ | - |
| n-Butanol | ++ | ++ | ++ | ++ | ++ | ++ | + | ++ | + | + | + | + | + | ++ | ++ | ++ | ++ | ++ |
| Cellosolve | + | - | ++ | ++ | ++ | ++ | - | ++ | - | - | - | - | - | ++ | ++ | ++ | ++ | + |
| Chloroform | - | - | ++ | ++ | ++ | ++ | - | ++ | - | - | - | - | - | ++ | ++ | ++ | ++ | - |
| Cyclohexane | - | - | ++ | ++ | ++ | ++ | + | + | - | - | - | - | + | + | + | + | + | - |
| Cyclohexanone | - | - | ++ | ++ | ++ | ++ | - | + | - | - | - | - | - | + | + | + | + | - |
| Diethylacetamide | - | - | - | ++ | ++ | ++ | - | ++ | - | - | - | - | - | ++ | ++ | ++ | - | - |
| Diethyl ether | - | + | - | ++ | ++ | ++ | - | ++ | - | - | - | - | - | ++ | ++ | ++ | - | - |
| Dimethyl formamide | - | - | ++ | + | + | ++ | - | ++ | - | - | - | - | - | + | + | + | ++ | - |
| Dimethylsulfoxide | - | - | ++ | ++ | ++ | ++ | - | ++ | - | - | - | - | - | ++ | ++ | ++ | ++ | - |
| Dioxane | - | - | ++ | ++ | ++ | ++ | - | ++ | - | - | - | - | - | ++ | ++ | ++ | ++ | - |
| Ethanol, 98% | ++ | ++ | ++ | ++ | ++ | ++ | - | ++ | - | - | - | - | - | ++ | ++ | ++ | ++ | ++ |
| Ethyl acetate | - | - | ++ | ++ | ++ | ++ | - | + | - | - | - | - | - | + | + | + | + | - |
| Ethylene glycol | ++ | + | ++ | ++ | ++ | ++ | + | ++ | + | + | + | + | + | ++ | ++ | ++ | ++ | ++ |
| Formamide | ++ | - | + | + | ++ | ++ | ++ | ++ | ++ | - | - | - | + | + | ++ | ++ | ++ | ++ |
| Glycerin | ++ | ++ | ++ | ++ | ++ | ++ | ++ | ++ | ++ | ++ | ++ | ++ | ++ | ++ | ++ | ++ | ++ | ++ |
| n-Heptane | + | + | + | ++ | ++ | ++ | ++ | + | + | + | + | + | + | + | + | + | + | + |
| n-Hexane | + | + | + | ++ | ++ | ++ | ++ | + | + | + | + | + | + | + | + | + | - | + |
| Isobutanol | ++ | + | ++ | ++ | ++ | ++ | - | ++ | - | - | - | - | - | ++ | ++ | ++ | ++ | ++ |
| Isopropanol | ++ | ++ | ++ | ++ | ++ | ++ | - | ++ | - | - | - | - | - | ++ | ++ | ++ | ++ | ++ |
| Isopropyl acetate | - | - | ++ | ++ | ++ | ++ | - | ++ | - | - | - | - | - | ++ | ++ | ++ | ++ | - |
| Methanol, 98% | + | - | ++ | ++ | ++ | ++ | - | ++ | - | - | - | - | - | ++ | ++ | ++ | ++ | + |
| Methyl acetate | - | - | ++ | ++ | ++ | ++ | - | + | - | - | - | - | - | + | + | + | + | - |
| Methylene chloride | - | - | - | ++ | ++ | ++ | - | ++ | - | - | - | - | - | ++ | ++ | ++ | - | - |
| Methyl ethyl ketone | - | + | ++ | ++ | ++ | ++ | - | + | - | - | - | - | - | + | + | + | + | - |
| Methyl isobutyl ketone | - | - | ++ | ++ | ++ | ++ | - | + | - | - | - | - | - | + | + | + | + | - |
| Monochlorobenzene | + | + | - | ++ | ++ | ++ | - | + | - | - | - | - | - | + | + | + | - | + |
| Nitrobenzene | - | - | ++ | ++ | + | ++ | - | + | - | - | - | - | - | + | + | + | + | - |
| n-Pentane | ++ | ++ | - | ++ | ++ | ++ | + | + | + | + | + | + | + | + | + | + | - | + |
| Perchloroethylene | - | - | - | ++ | ++ | ++ | - | + | - | - | - | - | - | + | + | + | - | - |
| Petroleum ether | + | ++ | - | ++ | ++ | ++ | + | ++ | + | + | + | + | - | ++ | ++ | ++ | - | + |

| | Material | | | | | | | | Minisart® Types | | | | | | | | | | |
|-----------------------------|--------------|---------------|---------------|-------------|----------------|-----------------|-------------|------------|--------------------|---------------------------|--------------------|------------------|--------------|---------------|--------------|--------------|-------------------|---------------|---------------|
| | PES membrane | SFCA membrane | PTFE membrane | RC membrane | Nylon membrane | GF depth filter | Housing MBS | Housing PP | Minisart® HighFlow | Minisart® NML Ophthalsart | Minisart® NML Plus | Minisart® NML GF | Minisart® HY | Minisart® Air | Minisart® RC | Minisart® NY | Minisart® NY Plus | Minisart® SRP | Minisart® PES |
| Filter Membrane | PES | (SF)CA | PTFE | RC | PA | | | | PES | (SF)CA | (SF)CA | | PTFE | RC | PA | | PA | PTFE | PES |
| Prefilter | | | | | | GF | | | - | - | GF | GF | - | - | - | | GF | - | - |
| Housing Material | | | | | | | MBS | PP | MBS | MBS | MBS | MBS | MBS | PP | PP | PP | PP | PP | PP |
| Solvents (continued) | | | | | | | | | | | | | | | | | | | |
| Pyridine | - | - | ++ | ++ | ++ | ++ | - | ++ | - | - | - | - | - | ++ | ++ | ++ | ++ | ++ | - |
| Tetrahydrofuran | - | - | - | ++ | ++ | ++ | - | ++ | - | - | - | - | - | ++ | ++ | ++ | ++ | - | - |
| Toluene | - | + | - | ++ | ++ | ++ | - | + | - | - | - | - | - | + | + | + | + | - | - |
| Trichloroethylene | - | + | ++ | ++ | ++ | ++ | - | + | - | - | - | - | - | + | + | + | + | + | - |
| Xylene | - | + | - | ++ | ++ | ++ | - | + | - | - | - | - | - | + | + | + | + | - | - |
| Acids | | | | | | | | | | | | | | | | | | | |
| Acetic acid, 25% | + | + | ++ | ++ | - | ++ | + | ++ | + | + | + | + | + | ++ | - | - | ++ | + | + |
| Acetic acid, 80% | - | - | ++ | + | - | ++ | - | + | - | - | - | - | - | + | - | - | + | - | - |
| Hydrofluoric acid, 50% | + | - | ++ | + | - | ++ | - | + | - | - | - | - | - | + | - | - | + | + | + |
| Perchloric acid, 25% | - | - | ++ | - | - | ++ | - | + | - | - | - | - | - | - | - | - | + | - | - |
| Phosphoric acid, up to 10% | + | + | ++ | - | - | ++ | + | + | + | + | + | + | + | - | - | - | + | + | + |
| Phosphoric acid, 86% | + | + | ++ | - | - | ++ | - | + | - | - | - | - | - | - | - | - | + | + | + |
| Nitric acid, 30% | + | - | ++ | - | - | ++ | + | + | + | - | - | - | + | - | - | - | + | + | + |
| Nitric acid, conc. | - | - | ++ | - | - | ++ | - | - | - | - | - | - | - | - | - | - | - | - | - |
| Hydrochloric acid, 20% | ++ | - | ++ | - | - | ++ | + | + | + | - | - | - | + | - | - | - | + | + | + |
| Sulfuric acid, 25% | + | - | ++ | + | - | ++ | ++ | ++ | + | - | - | - | ++ | + | - | - | ++ | + | + |
| Sulfuric acid, 98% | - | - | ++ | - | - | ++ | - | - | - | - | - | - | - | - | - | - | - | - | - |
| Trichloroacetic acid, 25% | - | - | ++ | ++ | - | ++ | - | + | - | - | - | - | - | + | - | - | + | - | - |
| Bases | | | | | | | | | | | | | | | | | | | |
| Ammonia, 1N | ++ | + | ++ | + | ++ | ++ | + | ++ | + | + | + | + | + | + | ++ | ++ | ++ | ++ | ++ |
| Ammonium hydroxide, 25% | + | + | ++ | + | ++ | + | - | + | - | - | - | - | - | + | + | + | + | + | + |
| Potassium hydroxide, 32% | ++ | - | ++ | - | + | + | - | ++ | - | - | - | - | - | - | + | + | ++ | ++ | ++ |
| Sodium hydroxide, 1N | ++ | - | - | + | ++ | + | - | ++ | - | - | - | - | - | + | ++ | + | - | ++ | ++ |
| Sodium hydroxide, 32% | ++ | - | - | - | + | - | - | + | - | - | - | - | - | - | + | - | - | + | + |
| Aqueous solutions | | | | | | | | | | | | | | | | | | | |
| Formaldehyde, 30% | + | ++ | ++ | + | ++ | ++ | + | + | + | + | + | + | + | + | + | + | + | + | + |
| Sodium hypochlorite, 5% | ++ | - | ++ | - | - | ++ | + | + | + | - | - | - | + | - | - | - | + | + | + |
| Hydrogen peroxide, 35% | ++ | - | ++ | - | - | ++ | + | ++ | + | - | - | + | + | - | - | - | ++ | ++ | ++ |
| pH range | | | | | | | | | | | | | | | | | | | |
| pH 1 to 14 | - | - | ++ | - | - | ++ | - | ++ | | | | | | | | | | | |
| pH 1 to 13 | ++ | - | ++ | - | - | ++ | - | ++ | | | | | | | | | | | |
| pH 3 to 14 | + | - | ++ | + | ++ | ++ | - | ++ | | | | | | | | | | | |
| pH 3 to 12 | ++ | - | ++ | ++ | ++ | ++ | + | ++ | | | | | | | | | | | |
| pH 4 to 8 | ++ | ++ | ++ | ++ | ++ | ++ | ++ | ++ | | | | | | | | | | | |

The chemical compatibility guide could be confirmed either by a literature review or by laboratory tests. Please consider that compatibilities can be influenced by various factors. Therefore, we recommend that you confirm compatibility with the liquid you want to filter by performing a trial filtration run before you start your actual filtration.

Legend

- ++ High compatibility
 + Limited compatibility
 - Not compatible
 1 Gamma irradiation feasible for Minisart® Air



Claristep® Filtration System



The Claristep® Station consists of a base, a lid and an exchangeable tray for easy and accurate positioning of sample vials and Claristep® Filter units.

The patent-pending design features unique grooves in the station's lid and matching guide ridges on Claristep® Filter units to enable intuitively correct alignment and convenient handling of the system.

The Power of Simplicity

Preparing samples by clarification is an essential step prior to nearly all analytical techniques, such as high pressure liquid chromatography (HPLC). This filtration step to eliminate particles is crucial for maintaining the integrity of chromatography columns and for maximizing their operating life time.

In addition, as the sensitivity of automated analytical instruments continues to improve, they increasingly require less volume to operate in order to maximize throughput. Therefore, fast clarification of small volumes that does not add leachables or extractables to the original sample is indispensable for achieving the best analytical results.

To meet these requirements, Sartorius has developed a new, easy-to-use and straightforward filtration setup. The manually operated Claristep® Filtration System consisting of a station and filter units offers a novel way for clarifying your samples prior to analysis.

- Up to 8 samples are processed simultaneously
- No syringe required
- No need for a vacuum source or a power supply
- For low sample volumes ranging from 60 µL to 600 µL
- Hold-up volume < 30 µL



The grooves automatically guide the filter unit caps into the correct positions for simultaneous and accurate cap closure.



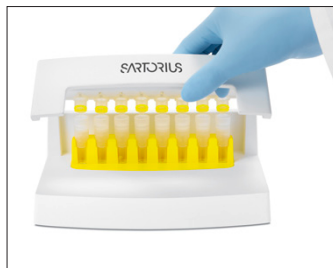
Claristep® Filter units are made of the purest materials. Another major benefit is that the contact time of the samples with the filters and the caps is extremely short, ensuring optimal, contamination-free results. Filtered liquids are collected in any 12 × 32 mm outer diameter vials of your choice based on the analytical method to be performed.

Sample Preparation for Analytics

Use the Most Ergonomic Clarification Solution

Filter 8 samples simultaneously – without needing any power supply or a vacuum | pressure source.

Simply place the filters on your vials, gently close the station and press on the station lid to filter – that's it!



1. Close the station lid. The grooves align the caps automatically, securely sealing every single Claristep® Filter unit for the most convenient processing.



2. Apply slight uniform pressure with your hand to start sample clarification. You will feel a certain resistance while liquid is pressed through each membrane.



3. Press down on the station lid so that the left and right corners touch the base plate. Hold the lid in place for 3 seconds to ensure all sample liquid is filtered through.



Claristep® Filter units press liquid through each membrane by an air pocket that forms over each filter unit when the station lid is closed. This air pocket is released when you stop holding down the lid – you will feel it in your fingertips!



Before clarification, the samples are pipetted in the filter reservoir.



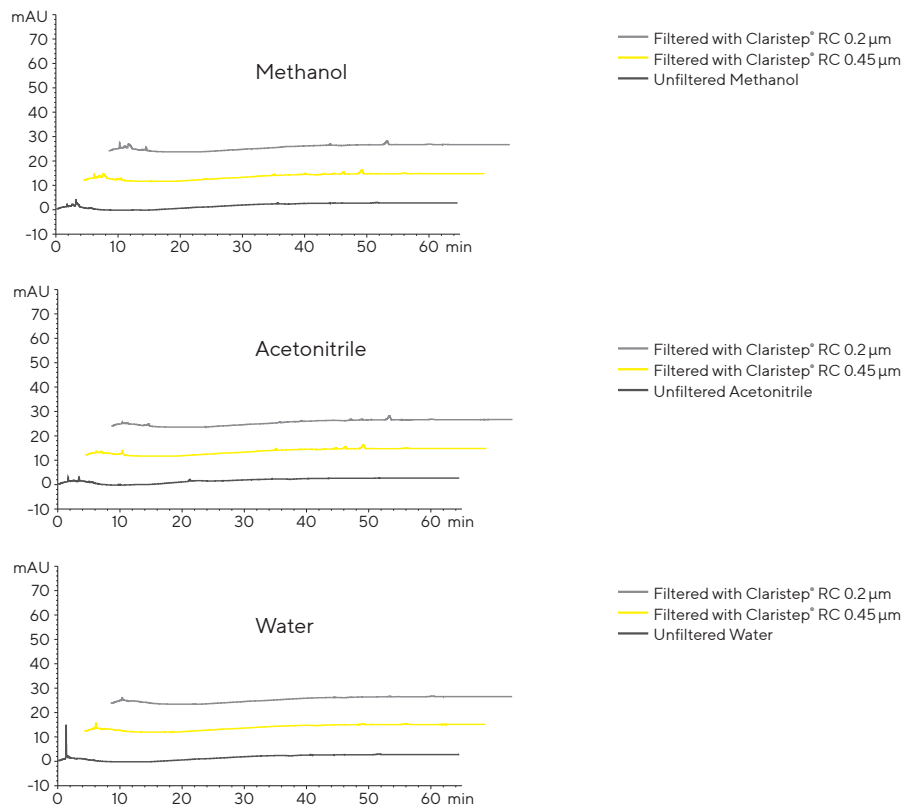
After clarification, the filtrates are collected in sample vials.

Reliable Removal of Particles

Filter Samples Without Adding Extractables and Leachables

Claristep® Filter units with RC membranes are optimized for solvents and aqueous solutions. They provide maximum chemical compatibility and exceptionally low non-specific binding of analytes.

HPLC Certification



HPLC Procedure

Column: C18: 5 µm × 250 mm × 4.0 mm, Flow Rate: 1 mL/min, Wavelength: 220 nm
Injection Volume: 20 µL, Analysis Time: 65 min, Temperature: 40 °C,
Mobile Phases: A) Acetonitrile | B) Water, Gradient: Hold 60% A for 10 min, 60% to 100% A in 20 min, 100% A for 30 min

Sample Preparation Techniques

Choose the Best Solution for Your Needs

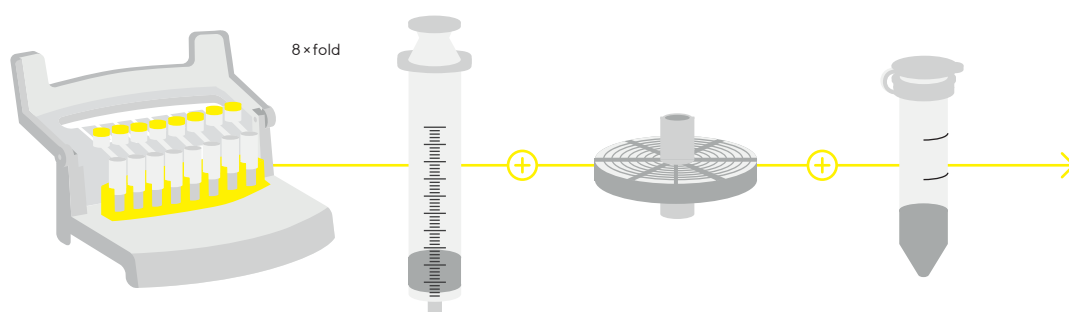
Do you process dozens of samples each day? A syringeless solution will help you reduce time, effort and waste – and minimize hand stress. If you need to analyze only a few samples a day, you will benefit from our proven combination of a syringe and syringe filter. The choice is all yours!

Claristep®
Filtration System

or

Syringe Filters

for processing one sample at a time



Analytical Sample Volumes Run Small

Get the Particle-free Volume You Really Need


If you need to fill only 12 × 32 mm vials, a syringeless solution will help you save time and reduce sample loss!

Syringeless Solution

or

Different Diameters

for different sample volumes



Ordering Information



Claristep® Filters are available in a choice of two pore sizes

Claristep® Filters

| Ø mm EFD1 | Membrane | Housing | Pore Size | Sterile | Qty Pk | Order No. |
|-------------|----------|---------|-----------|---------|----------|-------------|
| 9.7 mm | RC | PP | 0.2 µm | No | 96 | 17C07FT-96 |
| 9.7 mm | RC | PP | 0.2 µm | No | 480 | 17C07FT-480 |
| 9.7 mm | RC | PP | 0.45 µm | No | 96 | 17C06FT-96 |
| 9.7 mm | RC | PP | 0.45 µm | No | 480 | 17C06FT-480 |

¹ Effective Filtration Diameter
RC = Regenerated Cellulose

Claristep® System

| Name | Qty./Pkg. | Prod. No. |
|-----------------------------|-----------|-----------|
| Claristep® Station complete | 1 | 17C-M8 |
| Claristep® Single Tray | 1 | 17C-S1 |



The Tray can be removed and exchanged



12 × 32 mm sample vials

Additional Components Needed

The free choice of 12 × 32 mm sample vials and lids is enabling you to choose the right vial for your particular sample and application, e.g. for light sensitive substances you can use brown glass. For small sample volumes you can use vessels with inlays. You can use glass or plastic, screw caps and | or slid lids – whatever you prefer.

Sartolab® P20 Pressure Filter Units

Compact Design for the Filtration of Large Volumes



Sartolab® P20 devices are ready-to-use pressure filter units intended for general laboratory use like the clarification and sterile filtration of media and aqueous solutions in batches from 100 mL to 10 L. Sartolab® P20 Plus with an incorporated prefilter is recommended for difficult-to-filter solutions like, for example, media that contains serum.

Membrane of Choice

Polyethersulfone (PES) is the membrane of choice for the Sartolab® P20 pressure filter units, as it combines very low protein binding properties with the highest flow rates. The Sartolab® P20 pressure filter unit is available either with 0.2 µm or 0.45 µm PES membranes, with or without a prefilter made of high purity quartz microfibers. An additional version containing quartz microfiber only is also available for clarification purposes.

Compact Design

Sartolab® P20 pressure filter units have been designed to filter batches from 100 mL to 10 L, either using a syringe or in-line with a peristaltic pump, or a pressure vessel. Sartolab® P20 pressure filter units are available in different configurations, with or without PTFE automatic venting, with or without a filling bell (including cover) on the outlet and with a combination of different inlet and outlet connectors to meet the needs of most applications.

Benefits

- Highest flow rates with a large surface of filtration (20 cm²)
- No loss of protein with a low binding membrane
- Low dead volume due to an optimized membrane support
- Versions available with a prefilter for high particle load solutions



Specifications

| | |
|---------------------------------|---|
| Different Filter Materials | 0.2 µm polyethersulfone 0.45 µm polyethersulfone High purity binder-free quartz microfibers |
| Housing Material | Transparent polycarbonate |
| Filter Diameter | 61 mm |
| Filtration Area | 20 cm ² |
| Holdup Volume | Sartolab® P20: 1 mL Sartolab® P20 Plus: 1.2 mL Sartolab® P20 Prefilter: 1 mL |
| Filtration Range | Sartolab® P20: 100 mL to 5 L Sartolab® P20 Plus: 100 mL to 10 L Sartolab® P20 Prefilter: 100 mL to 10 L |
| Recommended Max. Inlet Pressure | 4 bar |
| pH Range | 1 – 10 |
| Housing Burst Pressure | > 5 bar |
| Autoclavable | 121 °C |

Ordering Information

Sartolab® P20

| Order Number | Filter Material | Inlet | Outlet | PTFE Venting | Filling Bell | Sterilization (EO) | Qty./Pack |
|---------------|-----------------|------------------|----------------|--------------|--------------|--------------------|-----------|
| 18075-----D | 0.2 µm PES | Female Luer-Lock | Hose barb | no | no | yes | 10 |
| 18075-----UPN | 0.2 µm PES | Female Luer-Lock | Hose barb | no | no | no | 100 |
| 18089-----D | 0.2 µm PES | Hose barb | Hose barb | yes | yes | yes | 10 |
| 18090-----D | 0.2 µm PES | Female Luer-Lock | Male Luer-Lock | no | no | yes | 10 |

Sartolab® P20 Plus

| Order Number | Filter Material | Inlet | Outlet | PTFE Venting | Filling Bell | Sterilization (EO) | Qty./Pack |
|--------------|----------------------------------|------------------|----------------|--------------|--------------|--------------------|-----------|
| 18068-----D | Quartz microfibers & 0.2 µm PES | Female Luer-Lock | Hose barb | yes | yes | yes | 10 |
| 18076-----N | Quartz microfibers & 0.45 µm PES | Hose barb | Hose barb | no | no | no | 100 |
| 18091-----D | Quartz microfibers & 0.2 µm PES | Hose barb | Hose barb | yes | yes | yes | 10 |
| 18092-----D | Quartz microfibers & 0.2 µm PES | Female Luer-Lock | Male Luer-Lock | no | no | yes | 10 |

Sartolab® P20 Prefilter

| Order Number | Filter Material | Inlet | Outlet | PTFE Venting | Filling Bell | Sterilization (EO) | Qty./Pack |
|--------------|--------------------|------------------|-----------|--------------|--------------|--------------------|-----------|
| 18072-----D | Quartz microfibers | Female Luer-Lock | Hose barb | no | no | no | 10 |

Sartolab® RF 50

Vacuum filtration unit for volumes of up to 50 mL



Sartolab® RF 50 vacuum filtration units are single-use units, designed for the filtration of sample volumes of up to 50 mL. They are available either with a 0.22 or a 0.45 µm polyethersulfone membrane which have been developed and manufactured by Sartorius at its own facilities. Both membranes provide fastest flow rates due to their asymmetric structure and ensure lowest protein binding as well as low extractables. The 0.22 µm version is ideal for sterile filtration of cell cultures, buffers and aqueous solutions; the 0.45 µm for clarification. Sartolab® RF 50 are available either individually packed and sterile or in bulk non-sterile.

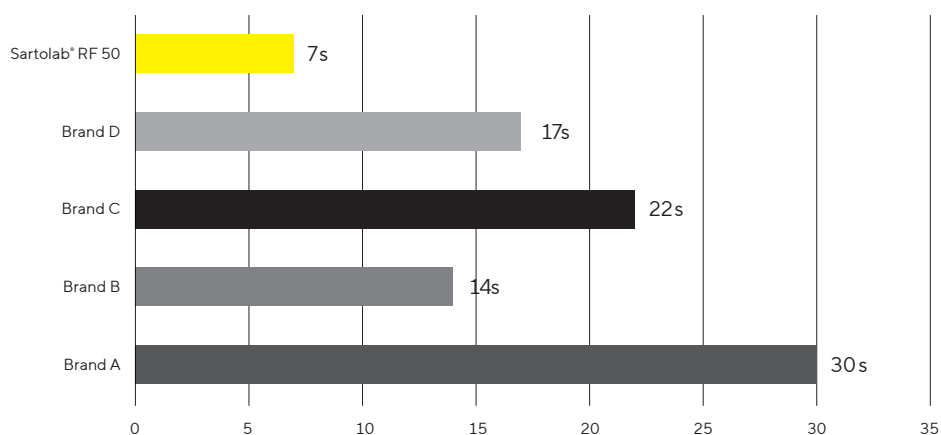
Sartolab® RF 50 vacuum filtration unit is composed of a funnel, with dust cover, a 50 mL conical tube with graduation and writing field as well as a tubing connector for vacuum connection (sterile versions only) and a screw cap to store your filtrate in the conical tube. The design of the yellow adapter connecting the funnel to the conical tube ensures a vacuum-tight seal and enables the filtration unit to be used on the Sartolab® MultiStation for filtration of up to 6 samples in parallel with one vacuum source.

Sartolab® RF 50 can also be used alone when connecting the tubing connector delivered with each unit to your vacuum source (sterile versions only). The tubing connector and the screw cap for the conical tube are individually wrapped to maintain sterility until needed.

User Benefits

- Highest flow rates with an asymmetric membrane and a large surface area
- No loss of protein with a very low protein binding membrane
- Low dead volume thanks to an optimized membrane support
- Minimized risks of contamination with a complete ready-to-use unit (no further transfer of liquid for storage necessary)
- Designed as standalone system or for a parallel filtration of up to 6 samples with Sartolab® Multistation

Filtration of 50 mL cell media + 10 % FBS in a 50 mL vacuum filtration unit (0.22 µm)



Materials

| | |
|--|--|
| Funnel with dust cover | Polystyrene (PS) |
| Membrane filter | 0.22 µm polyethersulfone (order no. 180E01) 0.45 µm polyethersulfone (order no. 180F01) |
| Funnel adapter | High Density Polyethylene (HDPE) |
| Tubing connector for vacuum connection | High Density Polyethylene (HDPE) |
| Conical tube | Polypropylene |
| Conical tube cap | High Density Polyethylene (HDPE) |

Specifications

| | |
|---|---|
| Membrane Ø | 58.5 mm |
| Effective filtration area | 21 cm ² |
| Hold-up volume | 1.2 mL |
| Filtration capacity | 50 mL |
| Size of the 50 mL conical tube | Height: 115.5 mm, External internal diameter: 29.5 mm 27.48 mm |
| Autoclavable | No |
| Sterilization method | E-Beam (beta) irradiation |
| Storage temperature of the conical tube | 4°C to 30 °C (short-term: -80 °C to max. 100 °C) |
| Packaging | Single-packaged, sterile |
| Operating pressure | -350 to -700 mbar |

Ordering Information

| Description | Quantity | Order No. |
|--|----------|---------------|
| Sartolab® RF 50, 0.22 µm, PES | 24 units | 180E01-----2 |
| Sartolab® RF 50, 0.45 µm, PES | 24 units | 180F01-----2 |
| Sartolab® RF 50, 0.22 µm, PES, non-sterile | 96 units | 180E01-----E8 |
| Sartolab® RF 50, 0.45 µm, PES, non-sterile | 96 units | 180F01-----E8 |

Sartolab® RF | BT

Vacuum Filtration Units



Sartolab® RF | BT vacuum filtration units are convenient filtration units designed for research purposes and, therefore, for the filtration of small volumes from > 50 mL to 1 L. Sartolab® RF as a complete system includes a receiver flask to the filtration funnel. Sartolab® BT is a bottle top filter (filtration funnel) without a receiver flask, enabling customers to use their own receiver flasks and/or to expand the filtration capacity, depending on the particle load of the filtered liquid, by filling more than one receiver flask.

Membrane of Choice

Polyethersulfone is the membrane of choice for the Sartolab® RF | BT vacuum filtration units as it combines very low protein binding properties and highest flow rates. The 0.22 µm polyethersulfone membrane belongs to the best asymmetric membrane in the market.

The Sartolab® RF | BT vacuum filtration units are available in 3 different pore sizes to meet most of the applications:

- 0.1 µm for mycoplasma removal
- 0.22 µm for the sterile filtration of cell culture, media, buffers, and reagents
- 0.45 µm for the clarification of aqueous and viscous solutions

Ergonomic Design

Sartolab® RF | BT vacuum filtration units have been designed to maximally facilitate the user's daily work.

- Ergonomic design of the 150 mL to 1 L bottles for easy grip with one hand and designated writing field on the back for clear labeling of samples
- Engraved graduations on the funnels and the bottles ensure accuracy and highest readability
- The footprint of the bottles gives good stability for the unit during filtration
- No extra tightening of the funnel before filtration required (vacuum-tight sealed)
- The funnels and bottles are stackable to save space not only in the refrigerator but also in the bin
- The design of the yellow adapter connecting the funnel to the bottles enables the filtration unit to be used on the Sartolab® Multistation for filtration of up to 6 samples in parallel with one vacuum source
- The ergonomic soft blister packaging is not only easy to open but its design facilitates the transportation of several units with one hand

State-of-the-Art Production

- Sartolab® RF | BT vacuum filtration units are manufactured in an ISO 13485 certified plant and ISO
- Class 8 cleanroom to assure the highest level of purity
- All fluid path materials used in the production of the Sartolab® RF | BT vacuum filtration units are medical graded for highest quality, without any animal origin
- All products are sold sterilized and guaranteed endotoxin-free
- All fluid path component materials meet the requirements for United States Pharmacopeia (USP)
- Class VI Biological Test for Plastics, latest volume
- The fluid path component materials are determined to be non-cytotoxic in accordance to ISO 10993

Best Engineering

- Optimized membrane support for lowest hold-up volumes and for the reducing of foam formation and thus a denaturation of proteins
- Delivered with a vacuum tube connector for stand-alone filtration
- For the Sartolab® RF versions, the screw caps of the bottles are delivered extra packed to maintain sterility up to the end of filtration
- The 45 mm neck thread of the Sartolab® units ensures a vacuum-tight seal to bottles with this standard thread
- The risk of contamination is minimized with the complete ready-to-use unit Sartolab® RF versions

Technical Specifications

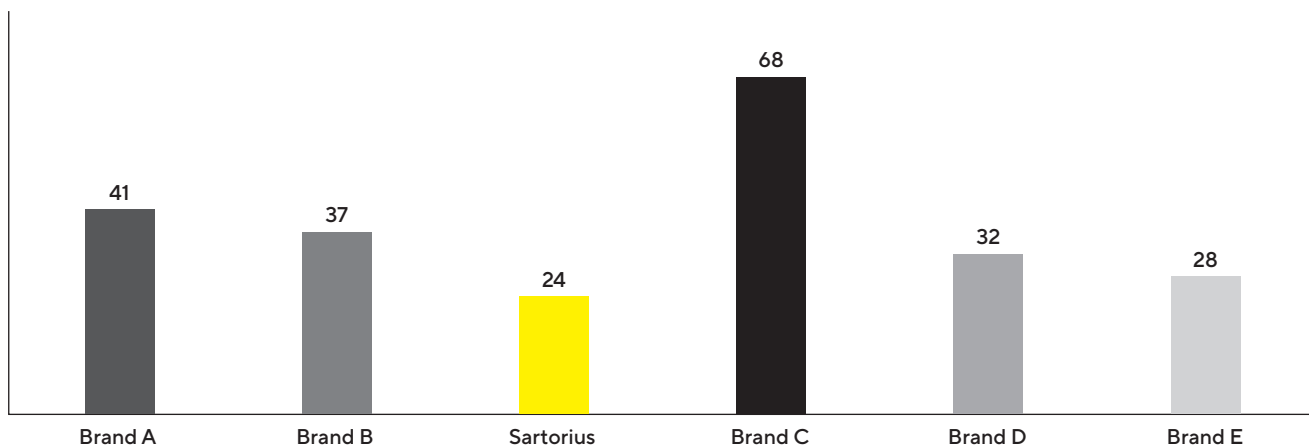
Material

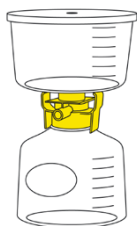
| | |
|---|--|
| Membrane filter | 0.1 µm polyethersulfone (Cat. No. 180D*) 0.22 µm polyethersulfone (Cat. No. 180E*) 0.45 µm polyethersulfone (Cat. No. 180F*) |
| Funnel, lid, and bottle | Polystyrene (PS) |
| Tubing connector, funnel adapter, and screw cap | High Density Polyethylene (HDPE) |
| Packaging | PET PE and PE PA multilayer films |

Specifications

| | |
|---|--|
| Membrane diameter | 80 mm for 150 mL and 250 mL volumes 100 mm for 500 mL and 1,000 mL volumes |
| Effective filtration area | 43 cm² for 150 mL and 250 mL volumes 69 cm² for 500 mL and 1,000 mL volumes |
| Bottle neck size | 45 mm |
| Autoclavable | No |
| Sterilization method | E-Beam (beta) irradiation (SAL 10 ⁻⁶) |
| Transportation and storage temperatures | -20° C to + 60° C |
| Operational temperatures | 0° C to 70° C |
| Packaging | Single-packaged, soft blister, sterile |
| Operating pressure | -350 to -750 mbar |
| Hold up volumes (for water) | 2.7 mL for 150 mL and 250 mL versions 4.1 mL for 500 mL and 1,000 mL versions |

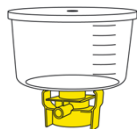
Comparison of Filtration Times [s] for 500 mL Cell Media + 10% FBS in Six 0.22 µm 500 mL Vacuum Filtration Units





The Sartolab® RF vacuum filtration unit is comprised of:

- A graduated funnel with a polyethersulfone (PES) membrane, a vacuum adapter and a lid
- A bottle, with graduation and writing field
- A tube connector for vacuum connection (for stand-alone filtration)
- A screw cap for storage of the filtrate (individually wrapped to maintain sterility)



The Sartolab® BT bottle top filter is comprised of:

- A graduated funnel with a polyethersulfone (PES) membrane, a vacuum adapter, and a lid
- A tubing connector for vacuum connection (for use as stand-alone)

Ordering Information

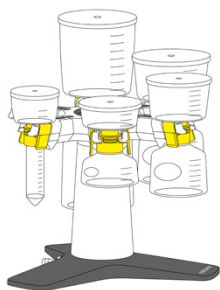
Sartolab® RF

| Order Number | Description | Membrane Type | Pore Size (µm) | Funnel Volume (mL) | Bottle Volume (mL) | Pkg. Unit |
|--------------|--------------------|----------------|----------------|--------------------|--------------------|-----------|
| 180E02-----E | Sartolab® RF 150 | Asymmetric PES | 0.22 | 150 | 150 | 12 |
| 180F02-----E | Sartolab® RF 150 | PES | 0.45 | 150 | 150 | 12 |
| 180D03-----E | Sartolab® RF 250 | PES | 0.1 | 250 | 250 | 12 |
| 180E03-----E | Sartolab® RF 250 | Asymmetric PES | 0.22 | 250 | 250 | 12 |
| 180F03-----E | Sartolab® RF 250 | PES | 0.45 | 250 | 250 | 12 |
| 180E04-----E | Sartolab® RF 500 | Asymmetric PES | 0.22 | 500 | 500 | 12 |
| 180F04-----E | Sartolab® RF 500 | PES | 0.45 | 500 | 500 | 12 |
| 180D05-----E | Sartolab® RF 1,000 | PES | 0.1 | 1,000 | 1,000 | 12 |
| 180E05-----E | Sartolab® RF 1,000 | Asymmetric PES | 0.22 | 1,000 | 1,000 | 12 |
| 180F05-----E | Sartolab® RF 1,000 | PES | 0.45 | 1,000 | 1,000 | 12 |

Sartolab® BT

| Order Number | Description | Membrane Type | Pore Size (µm) | Funnel Volume (mL) | Pkg. Unit |
|--------------|--------------------|----------------|----------------|--------------------|-----------|
| 180E12-----E | Sartolab® BT 150 | Asymmetric PES | 0.22 | 150 | 12 |
| 180E13-----E | Sartolab® BT 250 | Asymmetric PES | 0.22 | 250 | 12 |
| 180E14-----E | Sartolab® BT 500 | Asymmetric PES | 0.22 | 500 | 12 |
| 180E15-----E | Sartolab® BT 1,000 | Asymmetric PES | 0.22 | 1,000 | 12 |
| 180F15-----E | Sartolab® BT 1,000 | PES | 0.45 | 1,000 | 12 |

Accessories and Consumables



Multistation

For hands-free parallel filtration of up to six samples

| Order Number | Description | Pkg. Unit |
|--------------|------------------------|-----------|
| SDLC01 | Sartolab® Multistation | 1 |

Sartolab® Bottle

Delivered sterile, for filtration and storage



| Order Number | Description | Volume (mL) | Pkg. Unit |
|--------------|---------------------------|-------------|-----------|
| 180-22-----E | Sartolab® bottle 150 mL | 150 | 12 |
| 180-23-----E | Sartolab® bottle 250 mL | 250 | 12 |
| 180-24-----E | Sartolab® bottle 500 mL | 500 | 12 |
| 180-25-----E | Sartolab® bottle 1,000 mL | 1,000 | 12 |



Binder-Free Glass Microfiber Prefilters

High purity prefilters to prevent the clogging of the membrane when filtering viscous or particulate-loaded solutions

| Order Number | Description | Filter Diameter (mm) | Pkg. Unit |
|---------------|--|----------------------|-----------|
| FT-3-1101-080 | Binder-free glass microfiber filter discs, grade MGA, for 150 and 250 mL funnels | 80 | 100 |
| FT-3-1101-100 | Binder-free glass microfiber filter discs, grade MGA, for 500 and 1,000 mL funnels | 100 | 100 |

Sartolab® Multistation

For hands-free parallel filtration of up to 6 samples

Sartolab® Multistation is a stand specially designed to hold 1 to 6 vacuum filtration units, allowing simultaneous filtration of up to 6 samples.

The Multistation is permanently connected to your vacuum source. Easily install your vacuum filtration units in the Multistation for quick and easy filtration of samples without the need for installation of extra connectors and time-consuming stabilization.

Sartolab® Multistation works with all Sartolab® RF | BT vacuum filtration units; the funnel adapter of these units is designed to fit perfectly in the bracket of the Multistation. With one click, connect the filtration unit to the device, assuring perfect filter stability. With a second click, engage the vacuum automatically and begin filtering.

Easily manipulate your samples with the rotating, multi-directional head, and easily keep track of your samples during filtration with the numbered brackets.

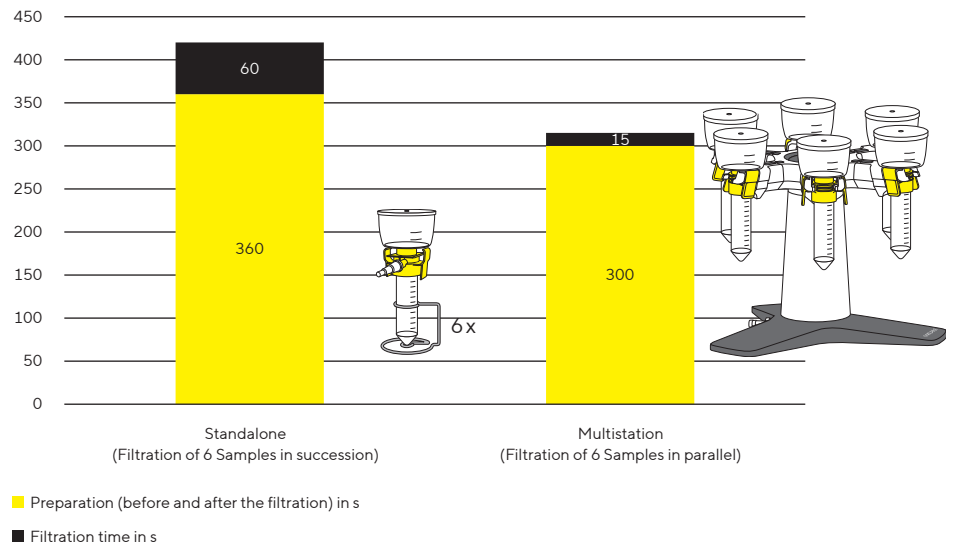
User Benefits

- Single vacuum source enables simultaneous filtration of up to 6 samples
- Time-saving (no installation time for each filter unit before use)
- Hands-free filtration



The Multistation advantage: Using the Sartolab® Multistation to filter 6x50 mL samples saves handling time compared to standalone filtration

Filtration of 50 mL cell media + 10% FBS in a 50 mL vacuum filtration unit (0.22 µm)



Specifications

| | |
|--------------------------------------|--|
| Material (visible parts) | ABS Aluminum Stainless steel |
| Dimensions (Length × Width × Height) | 307 × 348 × 281 mm |
| Weight | 4.6 kg |
| Tubing connector | Designed for tubing with an inner diameter between 4 and 10 mm and with a wall thickness of minimum 3 mm |

Ordering Information

| Description | Quantity | Order No. |
|------------------------|----------|-----------|
| Sartolab® Multistation | 1 unit | SDLC01 |

Sartoclear Dynamics® Lab P15

Clarification and Sterile Filtration of up to 15 mL Mammalian Cell Culture in One Step



Sartoclear Dynamics® Lab P15 is a kit for single step harvesting of 15 mL animal cell cultures with even high cell densities. With this kit, the clarification and sterile filtration of mammalian cell culture is performed in a single pressure filtration step. Inspired by the plasma industry, Sartoclear Dynamics® is based on the principles of body feed filtration.

This ready to use kit combines a 20 mL syringe pre-filled with a 0.5 g filter aid and an integrated filter* for sterile filtration. The filter aid facilitates filtration through the sterile filter while allowing complete protein recovery.

A convenient filling tube can be connected to the syringe, for the easy recovery of samples from 50 mL Falcon tubes or ambr 15 bioreactors.

As a result, this method replaces centrifugation and subsequent sterile filtration steps, leading to clarified and sterilized cell culture harvest in minutes. Your cell culture harvest will be available for following sample concentration by ultrafiltration and downstream analytics in no time.

Sartoclear® Dynamics Lab P15 Features:

- Single step mammalian cell culture harvest
- Designed for cell densities up to 20×10^6 cells and even more
- Fast and effortless filtration
- Optimized for cell culture harvest from Ambr® 15 bioreactors

* The sterile filter included in the kit contains a 0.2 µm polyethersulfone membrane and a prefilter made of 100% high-purity quartz. The choice of these materials, along with the larger surface area of the filter, enables higher flow rates.

Quick and Easy Filtration



1. Fill the syringe with cell culture broth.



2. Shake the syringe to mix the broth with the filter aid.



3. Connect the sterile filter to the syringe and filter.

Typical Results

| Cell Type | Cell Density | Viability | Mab concentration before filtration | Mab concentration after filtration | Recovery Rate |
|-----------|---------------------------|-----------|-------------------------------------|------------------------------------|---------------|
| CHO DG44 | 16×10^6 cells/mL | 78% | 6.02 g/L | 5.77 g/L | 96% |
| CHO DG44 | 38×10^5 cells/mL | 48% | 0.43 g/L | 0.43 g/L | 100% |

Specifications

DE Syringe

| | |
|-----------------------|---|
| Syringe material | Syringe barrel and plunger rod: polypropylene; stopper: latex-free elastomer |
| Syringe Cap | Polyamide |
| Filling tube material | Polypropylene |
| Filter aid | 0.5 g highly pure diatomaceous earth (Celpure® C300 – pharmaceutical-grade*) |

Sterile Filter

| | |
|------------------------|--------------------------------------|
| Housing material | Polycarbonate |
| Prefilter material | 100% high-purity quartz, binder-free |
| Filter material | 0.2 µm polyethersulfone |
| Filter Ø | 61 mm |
| Filtration area | 20 cm² |
| Connector inlet | Female Luer-Lock |
| Connector outlet | Male Luer-Lock |
| Hold-up volume | Approx. 2.5 mL |
| Housing burst pressure | > 5 bar 72.5 psi |
| Packaging | Individually packed |
| Sterilization | EO sterilization |

Ordering Information

| Product Name | Number of units per box | Order No. |
|---------------------------------|--|------------------|
| Sartoclear Dynamics® Lab P15 | <ul style="list-style-type: none"> 6 × 20 mL syringes, pre-filled with 0.5 g DE, including caps and filling tubes 6 × 0.2 µm PES sterile filters | SDLP--0015-----C |

* Celpure® is a trademark of Advanced Minerals

Sartoclear Dynamics® Lab V

Clarification and Sterile Filtration of 50 mL up to 1 L Mammalian Cell Culture in One Step



Sartoclear Dynamics® Lab V kits enable clarification and sterile filtration to be performed in a single step. These kits simplify the cell harvesting process by fully eliminating the centrifugation step otherwise needed for clarification. As a result, they enable cell cultures to be efficiently clarified and sterilized in minutes – quickly and easily.

Sartoclear Dynamics® Lab kits have been designed and optimized for harvesting mammalian cell cultures, such as CHO, HEK, hybridomas and many others, with cell densities of up to 20 × 10⁶ cells/mL.

Each kit provides filter aid pouches for clarification and Sartolab® RF vacuum filtration units for sterile filtration. The filter aid used in Sartoclear Dynamics® Lab products is made of highly-pure diatomaceous earth (DE) that is insoluble and inert. It is packed in ready-to-use pouches in pre-wetted condition to prevent the release of dust particles. The DE pouches are gamma-irradiated to rule out any contamination.

Sartoclear® Dynamics Lab V Features:

- Single step mammalian cell culture harvest
- Designed for cell densities up to 20 × 10⁶ cells
- Fast and effortless filtration

Typical Results

| Cell Type | Cell Density | Viability | Mab concentration before filtration | Mab concentration after filtration | Recovery Rate | Turbidity |
|-----------|----------------------------------|-----------|-------------------------------------|------------------------------------|---------------|-----------|
| CHO | 14.46 × 10 ⁶ cells/mL | 85.2% | 5.2 g/L | 5.15 g/L | 99% | 18 NTU |
| HEK | 8 × 10 ⁶ cells/mL | 70% | 0.035 g/L | 0.034 g/L | 97% | 8 NTU |

Specifications

Clarification

Pouches of Filter Aid

| | |
|-------------------------|---|
| Diatomaceous Earth (DE) | 1 g, 5 g or 10 g highly pure diatomaceous earth, (Celpure® C300 – pharmaceutical grade)*, mixed with water in a ratio of 1 DE: 1.25 ultrapure water |
|-------------------------|---|

| | |
|---------------------------|-------------------------------------|
| Packaging Sterilization | Dust-free, gamma irradiated pouches |
|---------------------------|-------------------------------------|

Filtration

Vacuum filtration units with receiver flasks (Sartolab® RF 150 – 1000)

| | |
|--------------------------------------|------------------|
| Funnel, dust cover, receiver bottles | Polystyrene (PS) |
|--------------------------------------|------------------|

| | |
|---------------------------------------|----------------------------------|
| Filter adapter, tubing connector, cap | High Density Polyethylene (HDPE) |
|---------------------------------------|----------------------------------|

| | |
|-----------------|--------------------------|
| Filter material | 0.22 µm polyethersulfone |
|-----------------|--------------------------|

| | |
|---------------------------|--------------------------|
| Packaging Sterilization | Single-packaged, sterile |
|---------------------------|--------------------------|

Filtration

Vacuum filtration units with conical tube (Sartolab® RF 50)

| | |
|--------------------|------------------|
| Funnel, dust cover | Polystyrene (PS) |
|--------------------|------------------|

| | |
|---------------------------------------|----------------------------------|
| Filter adapter, tubing connector, cap | High Density Polyethylene (HDPE) |
|---------------------------------------|----------------------------------|

| | |
|--------------|---------------|
| Conical tube | Polypropylene |
|--------------|---------------|

| | |
|-----------------|--|
| Filter material | 0.22 µm polyethersulfone (order no. 180E01) 0.45 µm polyethersulfone (order no. 180F01) |
|-----------------|--|

| | |
|-----------|--------------------------|
| Packaging | Single-packaged, sterile |
|-----------|--------------------------|

* Celpure® is a trademark of Advanced Minerals

Each Sartoclear Dynamics® Lab V kit is comprised of pouches of filter aid and Sartolab® RF vacuum filtration units that match your needs. Find the right kit in just two easy steps:

1. Determine the volume range of your sample to be filtered.
2. Then reference it to the cell density of your cell culture.

| Volume | Cell density* | | |
|----------------|----------------------|-------------------------|--------------------------|
| | < 5 million cells/mL | 5 – 10 million cells/mL | 10 – 20 million cells/mL |
| ≤ 50 | SDLV-0050-01E0-2 | | SDLV-0050-02E0-2 |
| > 50 – 150 mL | SDLV-0150-02E0-E | | SDLV-0150-05E0-2 |
| 150 – 250 mL | SDLV-0250-05E0-2 | | SDLV-0250-10E0-2 |
| 250 – 500 mL | SDLV-0500-05E0-2 | SDLV-0500-10E0-2 | SDLV-0500-20E0-E |
| 500 – 1,000 mL | SDLV-1000-10E0-2 | SDLV-1000-20E0-E | SDLV-1000-40E0-E |

* Tested with CHO cell lines with a cell viability of approx. 85%

Ordering Information

Sartoclear Dynamics® Lab V50 Kits – 0.22 µm PES

Sartoclear Dynamics Lab V, 50 mL, 1g

| Description | Qty. of Units | Order No. |
|--|------------------|------------------|
| Filtration of up to 50 mL with 1 g of DE per unit Contents: 1 × 180E01-----2 (24 × Sartolab® RF 50; 0.22 µm; PES) 1 × SDLKG-01.0-----2 (24 × pouches of filter aid, 1 g) | 24 | SDLV-0050-01E0-2 |

Sartoclear Dynamics Lab V, 50 mL, 2g

| | | |
|---|----|------------------|
| Filtration of up to 50 mL with 2 g of DE per unit Contents: 1 × 180E01-----2 (24 × Sartolab® RF 50; 0.22 µm PES) 2 × SDLKG-01.0-----2 (48 × pouches of filter aid, 1 g) | 24 | SDLV-0050-02E0-2 |
|---|----|------------------|

Sartoclear Dynamics® Lab V50 Kits – 0.45 µm PES

Sartoclear Dynamics Lab V, 50 mL, 1g

| | | |
|---|----|------------------|
| Filtration of up to 50 mL with 1 g of DE per unit Contents: 1 × 180F01-----2 (24 × Sartolab® RF 50; 0.45 µm PES) 1 × SDLKG-01.0-----2 (24 × pouches of filter aid, 1 g) | 24 | SDLV-0050-01F0-2 |
|---|----|------------------|

Sartoclear Dynamics Lab V, 50 mL, 2g

| | | |
|---|----|------------------|
| Filtration of up to 50 mL with 2 g of DE per unit Contents: 1 × 180F01-----E (24 × Sartolab® RF 50; 0.45 µm PES) 2 × SDLKG-01.0-----2 (48 × pouches of filter aid, 1 g) | 24 | SDLV-0050-02F0-2 |
|---|----|------------------|

Sartoclear Dynamics® Lab V150 Kits

Sartoclear Dynamics® Lab V, 150 mL, 2g

| | | |
|---|----|------------------|
| Filtration of up to 150 mL with 2 g of DE per unit Contents: 1 × 180E02-----E (12 × Sartolab® RF 150; 0.22 µm PES) 1 × SDLKG-01.0-----2 (24 × pouches of filter aid, 1 g) | 12 | SDLV-0150-02E0-E |
|---|----|------------------|

Sartoclear Dynamics® Lab V, 150 mL, 5g

| | | |
|---|----|------------------|
| Filtration of up to 150 mL with 5 g of DE per unit Contents: 2 × 180E02-----E (24 × Sartolab® RF 150; 0.22 µm PES) 1 × SDLKG-05.0-----2 (24 × pouches of filter aid, 5 g) | 24 | SDLV-0150-05E0-2 |
|---|----|------------------|

Sartoclear Dynamics® Lab V250 Kits**Sartoclear Dynamics® Lab V, 250 mL, 5 g**

| Description | Qty. of Units | Order No. |
|---|------------------|------------------|
| Filtration of up to 250 mL with 5 g of DE per unit Contents: 2 × 180E03-----E (24 × Sartolab® RF 250, 0.22 µm PES) 1 × SDLKG-05.0-----2 (24 × pouches of filter aid, 5 g) | 24 | SDLV-0250-05E0-2 |

Sartoclear Dynamics® Lab V, 250 mL, 10 g

| | | |
|---|----|------------------|
| Filtration of up to 250 mL with 10 g of DE per unit Contents: 2 × 180E03-----E (24 × Sartolab® RF 250, 0.22 µm PES) 1 × SDLKG-10.0-----2 (24 × pouches of filter aid, 10 g) | 24 | SDLV-0250-10E0-2 |
|---|----|------------------|

Sartoclear Dynamics® Lab V500 Kits**Sartoclear Dynamics® Lab V, 500 mL, 5 g**

| | | |
|--|----|------------------|
| Filtration of up to 500 mL with 5 g DE per unit Contents: 2 × 180E04-----E (24 × Sartolab® RF 500, 0.22 µm PES) 1 × SDLKG-05.0-----2 (24 × pouches of filter aid, 5 g) | 24 | SDLV-0500-05E0-2 |
|--|----|------------------|

Sartoclear Dynamics® Lab V, 500 mL, 10 g

| | | |
|--|----|------------------|
| Filtration of up to 500 mL with 10 g DE per unit Contents: 2 × 180E04-----E (24 × Sartolab® RF 500, 0.22 µm PES) 1 × SDLKG-10.0-----2 (24 × pouches of filter aid, 10 g) | 24 | SDLV-0500-10E0-2 |
|--|----|------------------|

Sartoclear Dynamics® Lab V, 500 mL, 20 g

| | | |
|--|----|------------------|
| Filtration of up to 500 mL with 20 g DE per unit Contents: 1 × 180E04-----E (12 × Sartolab® RF 500, 0.22 µm PES) 1 × SDLKG-20.0-----E (12 × pouches of filter aid, 20 g) | 12 | SDLV-0500-20E0-E |
|--|----|------------------|

Sartoclear Dynamics® Lab V1000 Kits**Sartoclear Dynamics® Lab V, 1,000 mL, 10 g**

| | | |
|---|----|------------------|
| Filtration of up to 1 L with 10 g of DE per unit Contents: 2 × 180E05-----E (24 × Sartolab® RF 1000, 0.22 µm PES) 1 × SDLKG-10.0-----2 (24 × pouches of filter aid, 10 g) | 24 | SDLV-1000-10E0-2 |
|---|----|------------------|

Sartoclear Dynamics® Lab V, 1,000 mL, 20 g

| | | |
|---|----|------------------|
| Filtration of up to 1 L with 20 g of DE per unit Contents: 1 × 180E05-----E (12 × Sartolab® RF 1000, 0.22 µm PES) 1 × SDLKG-20.0-----E (12 × pouches of filter aid, 20 g) | 24 | SDLV-1000-20E0-E |
|---|----|------------------|

Sartoclear Dynamics® Lab V, 1,000 mL, 40 g

| | | |
|---|----|------------------|
| Filtration of up to 1 L with 40 g of DE per unit Contents: 1 × 180E05-----E (12 × Sartolab® RF 1000, 0.22 µm PES) 2 × SDLKG-20.0-----E (24 × pouches of filter aid, 20 g) | 12 | SDLV-1000-40E0-E |
|---|----|------------------|



Basic Filtration

Table of Contents

| | |
|---|-----|
| Introduction | 106 |
| Filter Papers | 108 |
| Glass and Quartz Microfiber Filters | 113 |
| Extraction Thimbles | 118 |
| Membrane Filters | 121 |
| Blotting Chromatography Papers & Blotting Membranes | 130 |
| Filtration Equipment | 133 |
| Large Stainless Steel Filter Holders | 143 |
| Combisart® Kits | 148 |

Introduction

Filters are indispensable for your routine work in laboratory and industrial applications. Sartorius supplies you with a broad range of filters for a myriad of filtration tasks and supports you with all your filtration challenges.

Our Product Range Covers:

- Filter papers
- Glass and quartz microfiber filters
- Membrane filters
- Blotting & chromatography papers & membranes
- Filtration equipment

Quality Assurance and Quality Control

Sartorius pays particular attention to continuous in-process quality control. Regular checks and exact analyses of the raw materials and each finished product assure constant high quality and product uniformity.


We meet the requirements set forth by the ISO 9001 quality management system and the ISO 14001 environmental management system.

How Do Filter Papers Work?

Filter papers are depth filters. Their efficiency is influenced by various parameters: the mechanical particulate retention, adsorption, pH, surface properties, thickness and strength of the filter paper as well as the shape, density and quantity of particles to be retained. The precipitates deposited on the filter form a “cake layer” which – depending on its density – increasingly affects the progress of an ongoing filtration and decisively affects the retention capability. Therefore, it is essential to select the perfect filter paper to ensure the best filtration results. This choice depends on the filtration method as well as on the amount and properties of the medium to be filtered, the size of the particulate solids to be removed and the required degree of clarification.

How Do Membrane Filters Work?

Membrane filters retain particles larger than their pore sizes. Smaller particles pass through the membrane or are captured in the membrane. Such filters are used for the filtration of smaller particles and for critical applications such as sterility testing. The choice of the right membrane type depends on the specifications of the solution to be filtered. The most important parameters for this are adsorption, chemical compatibility and the particle size to be retained.



Ash-free Filter Papers

For Quantitative and Gravimetric Analyses

These filter papers are used for quantitative and gravimetric analyses as well as for pressure or vacuum filtration. They are made out of 100% cotton linters with an α -cellulose content of > 98% and are acid-washed to make the papers ashless and achieve high purity.

Typical Values

| Grade | Weight (g/m ²) | Thickness (mm) | Particle retention (µm) | Filtration (s) | Precipitates | Properties |
|-------|----------------------------|----------------|-------------------------|----------------|-------------------------|---|
| ■ 388 | 84 | 0.21 | 12 – 15 | 10 | Coarse crystalline | Wide-pore, loose structure, fast filtering |
| □ 389 | 84 | 0.19 | 8 – 12 | 20 | Medium-fine crystalline | Medium- to wide-pore, medium fast filtering |
| ■ 392 | 84 | 0.17 | 5 – 8 | 50 | Fine crystalline | Medium dense, medium fast filtering |
| ■ 390 | 84 | 0.16 | 3 – 5 | 100 | Fine crystalline | Narrow-pore, dense, slow filtering |
| ■ 391 | 84 | 0.15 | 2 – 3 | 180 | Very fine crystalline | Fine-pore, dense, very slow filtering |
| ■ 393 | 100 | 0.18 | 1 – 2 | 300 | Very fine crystalline | Very fine-pore, very dense, very slow filtering |

Ordering Information



Filter Discs, 100 pieces

| Ø in mm | Grade 388 | Grade 389 | Grade 390 | Grade 391 | Grade 392 | Grade 393 |
|---------|--------------|--------------|--------------|--------------|--------------|--------------|
| 55 | FT-3-101-055 | FT-3-102-055 | FT-3-103-055 | FT-3-104-055 | FT-3-105-055 | FT-3-127-055 |
| 70 | FT-3-101-070 | FT-3-102-070 | FT-3-103-070 | FT-3-104-070 | FT-3-105-070 | FT-3-127-070 |
| 90 | FT-3-101-090 | FT-3-102-090 | FT-3-103-090 | FT-3-104-090 | FT-3-105-090 | FT-3-127-090 |
| 110 | FT-3-101-110 | FT-3-102-110 | FT-3-103-110 | FT-3-104-110 | FT-3-105-110 | FT-3-127-110 |
| 125 | FT-3-101-125 | FT-3-102-125 | FT-3-103-125 | FT-3-104-125 | FT-3-105-125 | FT-3-127-125 |
| 150 | FT-3-101-150 | FT-3-102-150 | FT-3-103-150 | FT-3-104-150 | FT-3-105-150 | FT-3-127-150 |
| 185 | FT-3-101-185 | FT-3-102-185 | FT-3-103-185 | FT-3-104-185 | FT-3-105-185 | FT-3-127-185 |
| 240 | FT-3-101-240 | FT-3-102-240 | FT-3-103-240 | FT-3-104-240 | FT-3-105-240 | FT-3-127-240 |



Folded Filters, 100 pieces

| Ø in mm | Grade 388 | Grade 389 | Grade 390 | Grade 391 | Grade 392 |
|---------|--------------|--------------|--------------|--------------|--------------|
| 110 | FT-4-101-110 | FT-4-102-110 | FT-4-103-110 | FT-4-104-110 | FT-4-105-110 |
| 125 | FT-4-101-125 | FT-4-102-125 | FT-4-103-125 | FT-4-104-125 | FT-4-105-125 |
| 150 | FT-4-101-150 | FT-4-102-150 | FT-4-103-150 | FT-4-104-150 | FT-4-105-150 |
| 185 | FT-4-101-185 | FT-4-102-185 | FT-4-103-185 | FT-4-104-185 | FT-4-105-185 |
| 240 | FT-4-101-240 | FT-4-102-240 | | FT-4-104-240 | |



Sheets in 580 × 580 mm, 100 pieces

| Grade 388 | Grade 389 | Grade 390 | Grade 391 | Grade 392 | Grade 393 |
|-----------------|-----------------|-----------------|-----------------|-----------------|-----------------|
| FT-2-101-580580 | FT-2-102-580580 | FT-2-103-580580 | FT-2-104-580580 | FT-2-105-580580 | FT-2-127-580580 |

Other dimensions are available on request

Wet-strengthened Filter Papers

For Qualitative Analyses

These qualitative filter papers are essentially used for analytical purposes and routine analyses, whenever no gravimetric analyses are required. They are wet-strengthened and can be used for pressure and vacuum filtration. They are made of refined pulp and linters with an > 95% α -cellulose content and are very pure with an ash content $\leq 0.1\%$.

Typical Values

| Grade | Weight (g/m ²) | Thickness (mm) | Particle retention (μm) | Filtration (s) | Precipitates | Properties |
|-------|----------------------------|----------------|-------------------------|----------------|-------------------------|---|
| 1288 | 84 | 0.21 | 12 – 15 | 10 | Coarse crystalline | Wide-pore, loose structure, fast filtering |
| 1289 | 84 | 0.21 | 8 – 12 | 20 | Medium-fine crystalline | Medium- to wide-pore, medium fast filtering |
| 1292 | 84 | 0.17 | 5 – 8 | 20 | Fine crystalline | Medium dense, medium fast filtering |
| 1290 | 84 | 0.15 | 3 – 5 | 100 | Fine crystalline | Narrow-pore, dense, slow filtering |
| 1291 | 84 | 0.15 | 2 – 3 | 180 | Very fine crystalline | Fine-pore, dense, very slow filtering |
| 293 | 80 | 0.15 | 1 – 2 | 300 | Very fine crystalline | Very fine-pore, very dense, very slow filtering |

Ordering Information



Filter Discs, 100 pieces

| Ø in mm | Grade 1288 | Grade 1289 | Grade 1290 | Grade 1291 | Grade 1292 | Grade 293 |
|---------|--------------|--------------|--------------|--------------|--------------|--------------|
| 55 | FT-3-206-055 | FT-3-207-055 | FT-3-208-055 | FT-3-209-055 | FT-3-210-055 | FT-3-211-055 |
| 70 | FT-3-206-070 | FT-3-207-070 | FT-3-208-070 | FT-3-209-070 | FT-3-210-070 | FT-3-211-070 |
| 90 | FT-3-206-090 | FT-3-207-090 | FT-3-208-090 | FT-3-209-090 | FT-3-210-090 | FT-3-211-090 |
| 110 | FT-3-206-110 | FT-3-207-110 | FT-3-208-110 | FT-3-209-110 | FT-3-210-110 | FT-3-211-110 |
| 125 | FT-3-206-125 | FT-3-207-125 | FT-3-208-125 | FT-3-209-125 | FT-3-210-125 | FT-3-211-125 |
| 150 | FT-3-206-150 | FT-3-207-150 | FT-3-208-150 | FT-3-209-150 | FT-3-210-150 | FT-3-211-150 |
| 185 | FT-3-206-185 | FT-3-207-185 | FT-3-208-185 | FT-3-209-185 | FT-3-210-185 | FT-3-211-185 |
| 240 | FT-3-206-240 | FT-3-207-240 | FT-3-208-240 | FT-3-209-240 | FT-3-210-240 | |



Folded Filters, 100 pieces

| Ø in mm | Grade 1288 | Grade 1289 | Grade 1290 | Grade 1291 | Grade 1292 | Grade 293 |
|---------|--------------|--------------|--------------|--------------|--------------|--------------|
| 110 | FT-4-206-110 | FT-4-207-110 | FT-4-208-110 | FT-4-209-110 | FT-4-210-110 | |
| 125 | FT-4-206-125 | FT-4-207-125 | FT-4-208-125 | FT-4-209-125 | FT-4-210-125 | FT-4-211-125 |
| 150 | FT-4-206-150 | FT-4-207-150 | FT-4-208-150 | FT-4-209-150 | FT-4-210-150 | FT-4-211-150 |
| 185 | FT-4-206-185 | FT-4-207-185 | FT-4-208-185 | FT-4-209-185 | FT-4-210-185 | FT-4-211-185 |
| 240 | FT-4-206-240 | FT-4-207-240 | FT-4-208-240 | FT-4-209-240 | FT-4-210-240 | FT-4-211-240 |



Sheets in 580 × 580 mm, 100 pieces

| Grade 1288 | Grade 1289 | Grade 1290 | Grade 1291 | Grade 1292 | Grade 293 |
|-----------------|-----------------|-----------------|-----------------|-----------------|-----------------|
| FT-2-206-580580 | FT-2-207-580580 | FT-2-208-580580 | FT-2-209-580580 | FT-2-210-580580 | FT-2-211-580580 |

Other dimensions are available on request

High-Purity Filter Papers

For Qualitative Analyses

These paper grades are used for analytical purposes that require a low ash content. Grades 292 and 292a are especially suitable for soil analyses because they are low in nitrogen. For phosphate or sodium determination, we recommend grades 131 and 132.

Typical Values

| Grade | Weight (g/m ²) | Thickness (mm) | Particle retention (µm) | Filtration (s) | Material |
|-------|----------------------------|----------------|-------------------------|----------------|--|
| 292 | 87 | 0.18 | 5 – 8 | 45 | Cotton linters, low-nitrogen and nitrates, ash content ≤ 0.06% according to DIN 54370 |
| 292a | 97 | 0.19 | 4 – 7 | 60 | Cotton linters, low-nitrogen and nitrates, ash content ≤ 0.06% according to DIN 54370 |
| 132 | 80 | 0.17 | 5 – 7 | 55 | Cotton linters and refined pulp, low-phosphate and low-potassium, ash content < 0.02% according to DIN 54370 |
| 131 | 80 | 0.16 | 3 – 5 | 100 | Cotton linters and refined pulp, low-phosphate and low-potassium, ash content < 0.02% according to DIN 54370 |

Ordering Information



Filter Discs, 100 pieces

| Ø in mm | Grade 131 | Grade 132 | Grade 292 | Grade 292a |
|---------|--------------|--------------|--------------|--------------|
| 55 | | FT-3-329-055 | FT-3-205-055 | FT-3-215-055 |
| 70 | | FT-3-329-070 | FT-3-205-070 | FT-3-215-070 |
| 90 | | FT-3-329-090 | FT-3-205-090 | FT-3-215-090 |
| 110 | | FT-3-329-110 | FT-3-205-110 | FT-3-215-110 |
| 125 | FT-3-351-125 | FT-3-329-125 | FT-3-205-125 | FT-3-215-125 |
| 150 | | FT-3-329-150 | FT-3-205-150 | FT-3-215-150 |
| 185 | | FT-3-329-185 | FT-3-205-185 | FT-3-215-185 |
| 240 | | FT-3-329-240 | FT-3-205-240 | FT-3-215-240 |



Folded Filters, 100 pieces

| Ø in mm | Grade 131 | Grade 132 | Grade 292 | Grade 292a |
|---------|--------------|--------------|--------------|--------------|
| 110 | FT-4-351-110 | FT-4-329-110 | FT-4-205-110 | FT-4-215-110 |
| 125 | FT-4-351-125 | FT-4-329-125 | FT-4-205-125 | FT-4-215-125 |
| 150 | FT-4-351-150 | FT-4-329-150 | FT-4-205-150 | FT-4-215-150 |
| 185 | FT-4-351-185 | FT-4-329-185 | FT-4-205-185 | FT-4-215-185 |
| 240 | | FT-4-329-240 | FT-4-205-240 | FT-4-215-240 |



Sheets in 580 × 580 mm, 100 pieces

| Grade 292 | Grade 292a |
|-----------------|-----------------|
| FT-2-205-580580 | FT-2-215-580580 |

Other dimensions are available on request

Filter Papers

For Qualitative-Technical Analyses

These filter papers are used for routine analyses like clarification, determination of substances, but also as discs with a center hole for technical applications. Grades with a wet burst resistance >30 kPa are referred to as wet-strengthened and are therefore suitable for pressure or vacuum filtration. They are made of refined pulp and linters with an >95% α -cellulose content, are very pure with an ash content between <0.1 to 0.15%. Below you will find an overview of the most commonly used grades.

Typical Values

| Grade | Surface | Weight (g/m ²) | Thickness (mm) | Particle Retention (μm) | Filtration (s) | Wet Burst Resistance (kPa) | Properties |
|-------|---------|----------------------------|----------------|-------------------------|----------------|----------------------------|--|
| 3 hw | Smooth | 65 | 0.14 | 8 – 12 | 20 | 40 | Medium fast filtering, filter paper for routine work in the lab |
| 4 b | Smooth | 75 | 0.15 | 8 – 12 | 22 | > 15 | Medium fast filtering, filtration of coarse precipitates, wick paper for seed testing |
| 603/N | Crêped | 75 | 0.25 | > 15 | 8 | ≥ 50 | Fast filtering, filtration of sugar solutions |
| 6 | Smooth | 80 | 0.17 | 10 – 13 | 15 | 30 | Fast filtering, degassing beer before analysis, clarification of spirits |
| 100/N | Smooth | 85 | 0.18 | 6 – 8 | 30 | 80 | Medium fast filtering, ash content <0.1%, low potassium and sodium content, determination of the sugar content |
| 5 H/N | Crêped | 85 | 0.28 | >40 | 3 | ≥ 40 | Very fast filtering, wide-pore, filtration of essential oils |
| 3 S/h | Smooth | 200 | 0.36 | 5 – 7 | 55 | 15 | Medium fast to slow filtering, narrow-pore, re-wet test for diapers |

Ordering Information



Filter Discs

| Ø in mm | Grade 3 hw (100 Pieces) | Grade 4 b (100 Pieces) | Grade 603/N (100 Pieces) | Grade 6 (100 Pieces) | Grade 100/N (100 Pieces) | Grade 5 H/N (100 Pieces) | Grade 3 S/h (50 Pieces) |
|---------|----------------------------|---------------------------|-----------------------------|-------------------------|-----------------------------|-----------------------------|----------------------------|
| 55 | FT-3-303-055 | FT-3-309-055 | | FT-3-312-055 | FT-3-328-055 | | FT-3-307-055 |
| 70 | FT-3-303-070 | FT-3-309-070 | | FT-3-312-070 | FT-3-328-070 | | |
| 90 | FT-3-303-090 | FT-3-309-090 | FT-3-335-090 | FT-3-312-090 | FT-3-328-090 | FT-3-423-090 | FT-3-307-090 |
| 110 | FT-3-303-110 | FT-3-309-110 | FT-3-335-110 | FT-3-312-110 | FT-3-328-110 | | FT-3-307-110 |
| 125 | FT-3-303-125 | FT-3-309-125 | FT-3-335-125 | FT-3-312-125 | FT-3-328-125 | FT-3-423-125 | FT-3-307-125 |
| 150 | FT-3-303-150 | FT-3-309-150 | FT-3-335-150 | FT-3-312-150 | FT-3-328-150 | FT-3-423-150 | FT-3-307-150 |
| 185 | FT-3-303-185 | FT-3-309-185 | FT-3-335-185 | FT-3-312-185 | FT-3-328-185 | FT-3-423-185 | FT-3-307-185 |
| 240 | FT-3-303-240 | FT-3-309-240 | FT-3-335-240 | FT-3-312-240 | FT-3-328-240 | FT-3-423-240 | FT-3-307-240 |



Folded Filters, 100 pieces

| Ø in mm | Grade 3 hw | Grade 4 b | Grade 603/N | Grade 6 | Grade 100/N | Grade 5 H/N |
|---------|--------------|--------------|--------------|--------------|--------------|--------------|
| 125 | FT-4-303-125 | FT-4-309-125 | FT-4-335-125 | FT-4-312-125 | | FT-4-423-125 |
| 150 | FT-4-303-150 | FT-4-309-150 | FT-4-335-150 | FT-4-312-150 | FT-4-328-150 | FT-4-423-150 |
| 185 | FT-4-303-185 | FT-4-309-185 | FT-4-335-185 | FT-4-312-185 | | FT-4-423-185 |
| 240 | FT-4-303-240 | FT-4-309-240 | FT-4-335-240 | FT-4-312-240 | FT-4-328-240 | FT-4-423-240 |
| 270 | FT-4-303-270 | FT-4-309-270 | FT-4-335-270 | FT-4-312-270 | FT-4-328-270 | FT-4-423-270 |
| 320 | FT-4-303-320 | FT-4-309-320 | FT-4-335-320 | FT-4-312-320 | FT-4-328-320 | FT-4-423-320 |




Sheets in 580×580 mm, 100 pieces

| Grade 3 hw | Grade 4 b | Grade 603/N | Grade 6 | Grade 100/N | Grade 5 H/N |
|-----------------|-----------------|-----------------|-----------------|-----------------|-----------------|
| FT-2-303-580580 | FT-2-309-580580 | FT-2-335-580580 | FT-2-312-580580 | FT-2-328-580580 | FT-2-423-580580 |

Other dimensions are available on request

Glass Microfiber Filters

Without Binder



Binder-free glass microfiber filters are recommended for analytical and gravimetric analyses and also as prefilters. These filters combine fast flow rates with high load capacity and the retention of very fine particles; they are biologically inert, are resistant to most chemicals and withstand temperatures up to 500 °C (grade 550-HA up to 550 °C).

Typical Values

| Grade | Weight (g/m ²) | Thickness (mm) | Penetration 0.3 µm (%)* | Particle retention in liquids (µm) | Filtration speed (mL/min) | Fulfills the requirements in EN 872:2005 (weigh loss) |
|-----------|----------------------------|----------------|-------------------------|------------------------------------|---------------------------|---|
| MGA | 58 | 0.24 | <0.001 | 1.6 | 435 | Yes |
| MGB | 145 | 0.66 | <0.001 | 1.0 | 500 | |
| MGC | 56 | 0.24 | <0.001 | 1.2 | 320 | Yes |
| MGD | 118 | 0.51 | <0.01 | 2.7 | 885 | |
| MGF | 78 | 0.36 | <0.001 | 0.7 | 135 | |
| MGG | 67 | 0.29 | <0.001 | 1.5 | 570 | |
| 13440 | 88 | 0.44 | | 0.7 | 120 | Yes |
| MG 160 | 73 | 0.40 | <0.001 | 1.2 | 390 | |
| MG 550-HA | 65 | 0.27 | | 1.5 | 500 | |

* Measurement according to EN 143 (0.3 µm, 5.3 cm/s, paraffin oil)

Ordering Information




Filter Discs

| Ø in mm | MGA (100 pieces) | MG 160 (50 pieces) | MGB (50 pieces) | MGC (100 pieces) | MGD (50 pieces) |
|---------|------------------|--------------------|-----------------|------------------|-----------------|
| 21 | | | FT-3-1102-021 | | |
| 25 | FT-3-1101-025 | | FT-3-1102-025 | FT-3-1103-025 | FT-3-1104-025 |
| 37 | FT-3-1101-037 | FT-3-01110-037 | | | |
| 47 | FT-3-1101-047 | FT-3-01110-047 | FT-3-1102-047 | FT-3-1103-047 | FT-3-1104-047 |
| 50 | FT-3-1101-050 | FT-3-01110-050 | FT-3-1102-050 | FT-3-1103-050 | FT-3-1104-050 |
| 55 | FT-3-1101-055 | | FT-3-1102-055 | FT-3-1103-055 | |
| 70 | FT-3-1101-070 | FT-3-01110-070 | FT-3-1102-070 | FT-3-1103-070 | FT-3-1104-070 |
| 80 | FT-3-1101-080 | | | | |
| 90 | FT-3-1101-090 | FT-3-01110-090 | FT-3-1102-090 | FT-3-1103-090 | FT-3-1104-090 |
| 100 | FT-3-1101-100 | FT-3-01110-100 | FT-3-1102-100 | FT-3-1103-100 | FT-3-1104-100 |
| 110 | FT-3-1101-110 | FT-3-01110-110 | FT-3-1102-110 | FT-3-1103-110 | FT-3-1104-110 |
| 125 | FT-3-1101-125 | | FT-3-1102-125 | FT-3-1103-125 | FT-3-1104-125 |
| 150 | FT-3-1101-150 | | FT-3-1102-150 | FT-3-1103-150 | FT-3-1104-150 |
| 293 | | | | | FT-3-1104-293 |


| Ø in mm | MGF (100 pieces) | MGG (100 pieces) | MG 550-HA (100 pieces) | 13440* |
|---------|------------------|------------------|------------------------|-----------------|
| 24 | | | FT-3-01147-024 | |
| 25 | FT-3-1105-025 | FT-3-1106-025 | | |
| 42 | | | | 13440--42-----Q |
| 44 | | | | 13440--44-----Q |
| 47 | FT-3-1105-047 | FT-3-1106-047 | FT-3-01147-047 | 13440--47-----Q |
| 50 | FT-3-1105-050 | FT-3-1106-050 | FT-3-01147-050 | 13440--50-----Q |
| 55 | FT-3-1105-055 | FT-3-1106-055 | FT-3-01147-055 | |
| 70 | FT-3-1105-070 | FT-3-1106-070 | FT-3-01147-070 | |
| 90 | FT-3-1105-090 | FT-3-1106-090 | FT-3-01147-090 | |
| 100 | | | | 13440-100-----K |
| 110 | FT-3-1105-110 | FT-3-1106-110 | FT-3-01147-110 | |
| 125 | FT-3-1105-125 | FT-3-1106-125 | FT-3-01147-125 | |
| 130 | | | | 13440-130-----K |
| 150 | FT-3-1105-150 | FT-3-1106-150 | | |
| 293 | FT-3-1105-293 | | | 13440-293-----K |

* Q = 500 pieces | K = 50 pieces
Other dimensions are available on request



Glass Microfiber Filters

With Binder



These filters are mostly used either for monitoring air and gas or as a prefilter. They are manufactured with synthetic binding agents to ensure that the filter has a defined strength. They are mechanically and chemically stable, have a temperature resistance up to 180 °C and – depending on the binding agent used – are either hydrophobic or hydrophilic.

Typical Values

| Grade | Weight (g/m ²) | Thickness (mm) | Penetration 0.3 µm (%)* | Pressure drop 5.3 cm/s (Pa) | Binding agent |
|-------------|-------------------------------|-------------------|----------------------------|--------------------------------|---------------|
| MG 227/1/60 | 60 | 0.32 | < 0.5 | 260 | Hydrophobic |
| 13430 | 220 | 1.25 | 0.02 | 360 | Hydrophilic |
| 13400 | 73 | 0.39 | 0.015 | 363 | Hydrophilic |
| MG 400 XA | 75 | 0.35 | <0.001 | 425 | Hydrophobic |
| MG 1387/1 | 90 | 0.38 | ≤0.003 | 400 | Hydrophilic |

* Tested and classified according to the Standard EN 143

Ordering Information




Filter Discs

| Ø in mm | MG 227/1/60 (100 pieces) | 13430* | 13400* | MG 1387/1 (50 pieces) |
|---------|-----------------------------|-----------------|-----------------|--------------------------|
| 13 | | | 13400--13-----S | |
| 20 | | | 13400--20-----S | |
| 25 | | | 13400--25-----Q | |
| 42 | | | 13400--42-----Q | |
| 44 | | | 13400--44-----Q | |
| 45 | | | 13400--45-----Q | FT-3-01125-045 |
| 47 | | 13430--47-----S | 13400--47-----Q | FT-3-01125-047 |
| 50 | | | 13400--50-----Q | FT-3-01125-050 |
| 55 | | | | FT-3-01125-055 |
| 80 | | | 13400--80-----N | |
| 100 | | 13430-100-----K | 13400-100-----K | |
| 110 | | | | FT-3-01125-110 |
| 120 | | | 13400-120-----K | |
| 124 | | | 13400-124-----K | |
| 125 | | | | FT-3-01125-125 |
| 127 | | 13430-127-----K | 13400-127-----K | |
| 130 | | 13430-130-----K | 13400-130-----K | FT-3-01125-130 |
| 142 | | 13430-142-----K | 13400-142-----K | |
| 150 | FT-3-01124-150 | | 13400-150-----K | |
| 257 | | 13430-257---K | 13400-257-----K | |
| 260 | | | 13400-260---K | |
| 279 | | 13430-279-----K | 13400-279-----K | |
| 293 | | 13430-293-----K | 13400-293-----K | |

** K= 50 pieces, N= 100 pieces, Q = 500 pieces, S= 200 pieces
Other dimensions are available on request

Quartz Microfiber Filters



The quartz microfiber material of the Sartorius pre-heated filters, grade Q3400, is made of high-purity quartz microfibers without any addition of glass microfibers or binding agents. In addition, the Q3400 filter grade is tempered to remove all chemically combined water and to give the filters excellent weight and dimensional stability. Sartorius filters are especially suitable for emissions monitoring at temperatures of up to 900 °C and wherever filters of the highest purity are needed.

Typical Values

| Grade | Material | Weight (g/m ²) | Thickness (mm) | Penetration, 0.3 µm 15 cm/s* | Temperature Resistance |
|-------|--|----------------------------|----------------|------------------------------|------------------------|
| Q3400 | 100% Quartz microfiber silicon dioxide (SiO ₂) | 85 | 0.43 | <0.002 | up to 900 °C |

* Tested and classified according to the Standard EN 143

Ordering Information



Filter Discs

| Ø in mm | Q3400 |
|---------|------------------|
| 20 | Q3400--20-----G |
| 25 | Q3400--25-----G |
| 30 | Q3400--30-----G |
| 37 | Q3400--37-----G |
| 45 | Q3400--45-----G |
| 47 | Q3400--47-----G |
| 50 | Q3400--50-----G |
| 82 | Q3400--82-----N |
| 90 | Q3400--90-----N |
| 142 | Q3400--142-----K |
| 150 | Q3400--150-----K |

* G = 25 pieces, K = 50 pieces, N = 100 pieces

Other dimensions as well as sheets are available on request



Extraction Thimbles



To extract any component from solid material using suitable solvents, you can rely on our Extraction Thimbles. We offer two different types of Extraction Thimbles in standard sizes: C300 cellulose and G400 glass fiber.

Both grades are free of binders and offer high purity. This ensures consistent and high overall flow rates. Our glass fiber thimbles are well suited to high temperature applications, whilst cellulose can be used for very sensitive applications. Our thimbles guarantee accuracy for any extraction system with common dimensions. Typical wall thicknesses for our C300 grade are 1.3mm for inner diameters under 35mm and 1.7mm for inner diameters over 35mm.

These consumables are primarily designed to fit the Soxhlet apparatus and potential applications include environmental monitoring, i.e. separation of dust, aerosols, gas or air streams, and food control, i.e. extraction of fats, emulsifiers or additives. Our extraction thimbles can be used with any extractor (e.g. Tectator) to provide convenient, high yield extraction. Continuous extraction has never been easier!

Technical Specifications

| Cellulose | Weight (g/m ²) | Wall Thickness (mm) | Air Flow at 2 bar (L/m ² sec) |
|-----------|----------------------------|---------------------|--|
| 19 x 90 | 3 | 1.3 | 15 |
| 22 x 100 | 2.5 | 1.3 | 18 |
| 25 x 60 | 2.5 | 1.3 | 18 |
| 25 x 70 | 3 | 1.3 | 20 |
| 25 x 80 | 3.5 | 1.3 | 20 |
| 25 x 100 | 5 | 1.4 | 30.5 |
| 28 x 60 | 3 | 1.3 | 15 |
| 28 x 80 | 3.7 | 1.3 | 20 |
| 28 x 100 | 4.5 | 1.3 | 25 |
| 30 x 80 | 3.8 | 1.3 | 21 |
| 30 x 100 | 5 | 1.3 | 25 |
| 33 x 60 | 3.2 | 1.3 | 15 |
| 33 x 80 | 4.3 | 1.3 | 23 |
| 33 x 90 | 4.6 | 1.3 | 30 |
| 33 x 94 | 5 | 1.3 | 30 |
| 33 x 100 | 5.5 | 1.3 | 32 |
| 33 x 118 | 6.3 | 1.3 | 35 |
| 33 x 130 | 7 | 1.3 | 37 |
| 33 x 205 | 12 | 1.5 | 60 |
| 35 x 150 | 9 | 1.3 | 43 |
| 40 x 100 | 7.2 | 1.7 | 40 |

Technical Specifications (continued)



| Cellulose | Weight (g/m ²) | Wall Thickness (mm) | Air Flow at 2 bar (L/m ² sec) |
|--------------------|----------------------------|---------------------|--|
| 40 x 123 | 10 | 1.7 | 45 |
| 43 x 123 | 13 | 1.8 | 50 |
| 26 x 60 | 2.5 | 1.3 | 15 |
| Glass Fiber | | | |
| 19 x 90 | 1.6 | 1.2 | 22 |
| 22 x 80 | 2 | 1.6 | 21 |
| 25 x 100 | 2.7 | 1.6 | 25 |
| 26 x 60 | 1.8 | 1.5 | 18 |
| 30 x 100 | 3 | 1.5 | 33 |
| 33 x 94 | 3.5 | 1.5 | 29 |
| 43 x 123 | 6.5 | 1.7 | 50 |

Ordering Information

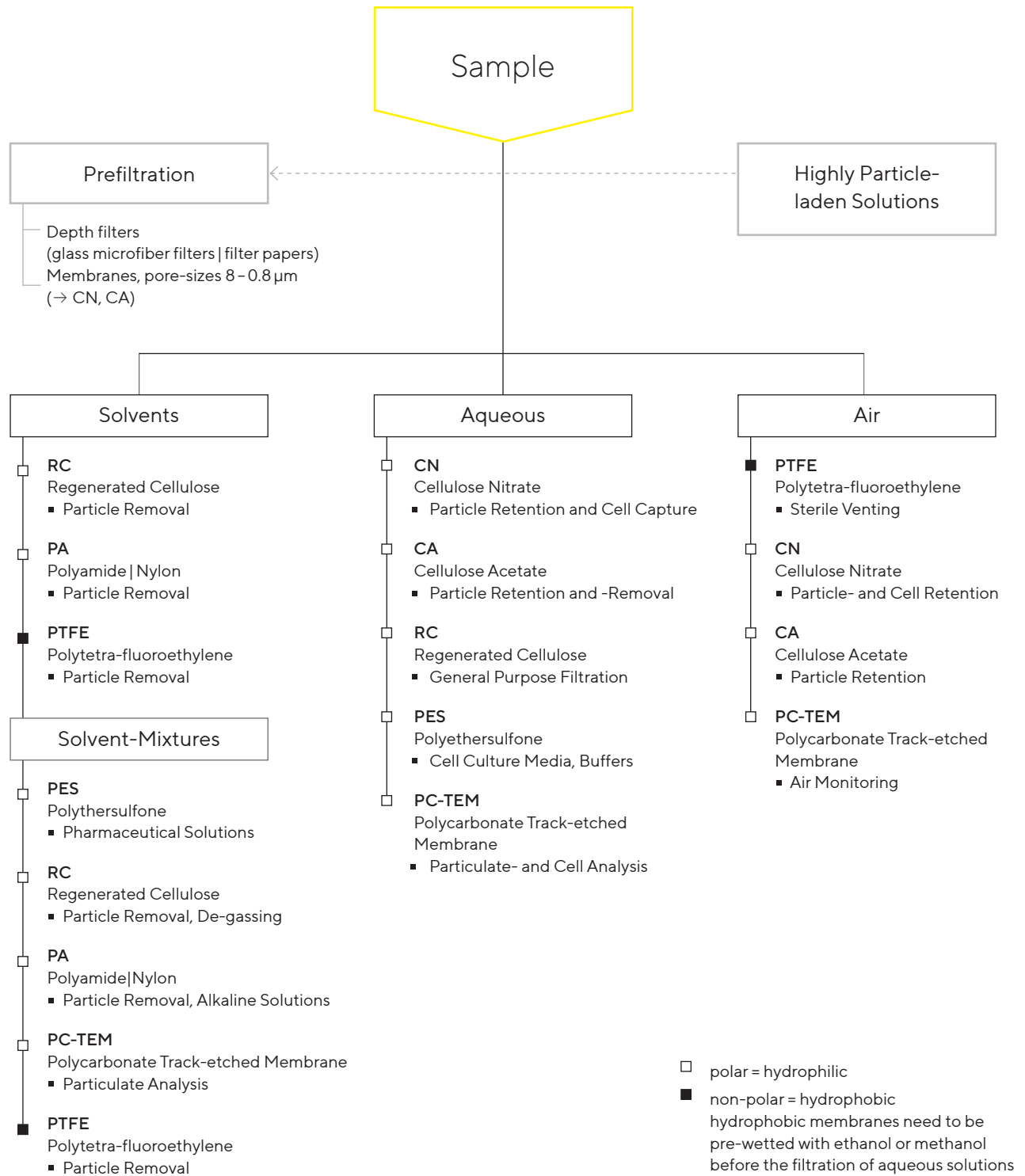
| Description | Order No. |
|---|----------------|
| Extraction Thimble Cellulose, C300, 19 x 90 mm | FT-1201-019090 |
| Extraction Thimble Cellulose, C300, 22 x 80 mm | FT-1201-022080 |
| Extraction Thimble Cellulose, C300, 22 x 100 mm | FT-1201-022100 |
| Extraction Thimble Cellulose, C300, 25 x 60 mm | FT-1201-025060 |
| Extraction Thimble Cellulose, C300, 25 x 70 mm | FT-1201-025070 |
| Extraction Thimble Cellulose, C300, 25 x 80 mm | FT-1201-025080 |
| Extraction Thimble Cellulose, C300, 25 x 100 mm | FT-1201-025100 |
| Extraction Thimble Cellulose, C300, 28 x 60 mm | FT-1201-028060 |
| Extraction Thimble Cellulose, C300, 28 x 80 mm | FT-1201-028080 |
| Extraction Thimble Cellulose, C300, 28 x 100 mm | FT-1201-028100 |
| Extraction Thimble Cellulose, C300, 30 x 80 mm | FT-1201-030080 |
| Extraction Thimble Cellulose, C300, 30 x 100 mm | FT-1201-030100 |
| Extraction Thimble Cellulose, C300, 33 x 60 mm | FT-1201-033060 |
| Extraction Thimble Cellulose, C300, 33 x 80 mm | FT-1201-033080 |
| Extraction Thimble Cellulose, C300, 33 x 90 mm | FT-1201-033090 |
| Extraction Thimble Cellulose, C300, 33 x 94 mm | FT-1201-033094 |
| Extraction Thimble Cellulose, C300, 33 x 100 mm | FT-1201-033100 |
| Extraction Thimble Cellulose, C300, 33 x 118 mm | FT-1201-033118 |
| Extraction Thimble Cellulose, C300, 33 x 130 mm | FT-1201-033130 |
| Extraction Thimble Cellulose, C300, 33 x 205 mm | FT-1201-033205 |
| Extraction Thimble Cellulose, C300, 35 x 150 mm | FT-1201-035150 |
| Extraction Thimble Cellulose, C300, 40 x 100 mm | FT-1201-040100 |
| Extraction Thimble Cellulose, C300, 40 x 123 mm | FT-1201-040123 |

Ordering Information (continued)




| | |
|---|----------------|
| Extraction Thimble Cellulose, C300, 40 x 150 mm | FT-1201-040150 |
| Extraction Thimble Cellulose, C300, 43 x 123 mm | FT-1201-043123 |
| Extraction Thimble Cellulose, C300, 26 x 60 mm | FT-1201-026060 |
| Extraction Thimble Glass Fiber, G400, 19 x 90 mm | FT-1204-019090 |
| Extraction Thimble Glass Fiber, G400, 22 x 80 mm | FT-1204-022080 |
| Extraction Thimble Glass Fiber, G400, 25 x 100 mm | FT-1204-025100 |
| Extraction Thimble Glass Fiber, G400, 26 x 60 mm | FT-1204-026060 |
| Extraction Thimble Glass Fiber, G400, 30 x 100 mm | FT-1204-030100 |
| Extraction Thimble Glass Fiber, G400, 33 x 94 mm | FT-1204-033094 |
| Extraction Thimble Glass Fiber, G400, 43 x 123 mm | FT-1204-043123 |

Membrane Filtration – Quick Selection Guide



Cellulose Nitrate (Mixed Cellulose Ester)



Cellulose nitrate membrane filters are indicated for many general laboratory applications where a membrane with a high non-specific adsorption is suitable. They are hydrophilic, have high flow rates thanks to their symmetric structure and are compatible with aqueous solutions (pH 4 to 8), hydrocarbons and several other organic solvents. The cellulose nitrate membranes are available in different pore sizes from 0.2 µm to 8 µm.

Technical Specifications and Typical Performance Characteristics

| Type | Pore Size (µm) | Thickness (µm) | Bubble Point (bar) | Water Flow Rate (mL/min/cm ² /bar) | Burst Pressure (bar) |
|-------|----------------|----------------|--------------------|---|----------------------|
| 11327 | 0.2 | 130 | ≥ 4.4 | 25 | ≥ 0.8 |
| 11306 | 0.45 | 120 | ≥ 2.4 | 68 | ≥ 0.2 |
| 11305 | 0.65 | 130 | ≥ 2 | 102 | ≥ 0.25 |
| 11304 | 0.8 | 130 | ≥ 1.5 | 5* | ≥ 0.2 |
| 11303 | 1.2 | 130 | ≥ 1 | 7* | ≥ 0.2 |
| 11302 | 3 | 140 | ≥ 0.6 | 16* | ≥ 0.15 |
| 11342 | 5 | 140 | ≥ 0.5 | 25* | ≥ 0.15 |
| 11301 | 8 | 140 | ≥ 0.3 | 37* | ≥ 0.15 |

*Flow rate for air [L/(m²s)]

Ordering Information



Filter Discs

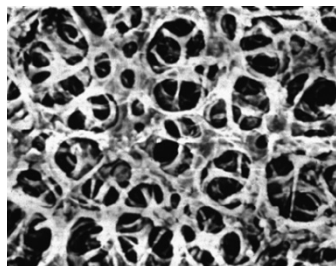
| Ø in mm | 11301 (8 µm)* | 11302 (3 µm)* | 11303 (1.2 µm)* | 11304 (0.8 µm)* |
|---------|-----------------|-----------------|-----------------|-----------------|
| 13 | 11301--13-----N | 11302--13-----N | 11303--13-----N | 11304--13-----N |
| 20 | | | | 11304--20-----N |
| 25 | 11301--25-----N | 11302--25-----N | 11303--25-----N | 11304--25-----N |
| 37 | 11301--37-----N | | | 11304--37-----N |
| 47 | 11301--47-----N | 11302--47-----N | 11303--47-----N | 11304--47-----N |
| 50 | 11301--50-----N | 11302--50-----N | 11303--50-----N | 11304--50-----N |
| 70 | 11301--70-----G | | | |
| 90 | | 11302--90-----G | 11303--90-----G | 11304--90-----G |
| 100 | 11301-100-----N | 11302-100-----G | 11303-100-----G | 11304-100-----G |
| 142 | 11301-142-----G | 11302-142-----G | | |
| 142 | | | 11303-142-----G | 11304-142-----G |
| 150 | 11301-150-----G | 11302-150-----G | 11303-142-----N | 11304-142-----N |
| 293 | 11301-293-----G | 11302-293-----G | 11303-293-----G | 11304-293-----G |

| Ø in mm | 11305 (0.65 µm)* | 11306 (0.45 µm)* | 11327 (0.2 µm)* | 11342 (5 µm)* |
|---------|------------------|------------------|-----------------|-----------------|
| 13 | 11305--13-----N | 11306--13-----N | 11327--13-----N | 11342--13-----N |
| 20 | | 11306--20-----N | | |
| 25 | 11305--25-----N | 11306--25-----N | 11327--25-----N | 11342--25-----N |
| 37 | | 11306--37-----N | | |
| 47 | 11305--47-----N | 11306--47-----N | 11327--47-----N | 11342--47-----N |
| 50 | 11305--50-----N | 11306--50-----N | | 11342--50-----N |
| 85 | | 11306--85-----N | | |
| 90 | | 11306--90-----N | | 11342--90-----G |
| 100 | 11305-100-----N | 11306-100-----N | | 11342-100-----G |
| 110 | | 11306-110-----N | | |
| 142 | 11305-142-----G | 11306-142-----G | 11327-142-----N | 11342-142-----G |
| 142 | | | | 11342-142-----N |
| 293 | 11305-293-----G | 11306-293-----G | | |

* G = 25 pieces, N = 100 pieces

Other dimensions and packaging units are available on request

Cellulose Acetate



Cellulose acetate membranes combine high flow rates and thermal stability with very low adsorption characteristics, and are therefore excellently suited for use in pressure filtration devices. They are hydrophilic, have high flow rates thanks to their symmetric structure and are compatible with aqueous solutions (pH 4–8), oils, alcohols and other organic solvents. The 0.2 µm membrane is the filter of choice for sterile filtration of aqueous solutions, such as nutrient media, buffers and sera. The cellulose acetate membranes are available in different pore sizes from 0.2 to 5 µm.

Technical Specifications and Typical Performance Characteristics

| Type | Pore Size (µm) | Thickness (µm) | Bubble Point (bar) | Water Flow Rate (mL/min/cm ² /bar) | Burst Pressure (bar) |
|-------|----------------|----------------|--------------------|---|----------------------|
| 11107 | 0.2 | 120 | ≥ 2.9** | 24 | ≥ 0.8 |
| 11106 | 0.45 | 120 | ≥ 2.0 | 65 | ≥ 0.4 |
| 11105 | 0.65 | 120 | ≥ 1.3 | 116 | ≥ 0.7 |
| 11104 | 0.8 | 120 | ≥ 0.8 | 6* | ≥ 0.3 |
| 12303 | 1.2 | 140 | ≥ 0.6 | 10* | ≥ 0.4 |
| 12342 | 5 | 140 | ≥ 0.3 | 23 | ≥ 0.25 |

*Flow rate for air [L/(m²s)]

** with Sartocheck

Ordering Information




Filter Discs

| Ø in mm | 11104 (0.8 µm)* | 11105 (0.65 µm)* | 11106 (0.45 µm)* | 11107 (0.2 µm)* | 12303 (1.2 µm)* | 12342 (5 µm)* |
|---------|------------------|------------------|------------------|------------------|------------------|------------------|
| 13 | 11104--13-----N | | 11106--13-----N | 11107--13-----N | | |
| 25 | 11104--25-----N | 11105--25-----N | 11106--25-----N | 11107--25-----N | 12303--25-----N | 12342--25-----N |
| 30 | | | 11106--30-----N | 11107--30-----N | | |
| 37 | 11104--37-----N | | 11106--37-----N | | | |
| 45 | | | | | | |
| 47 | 11104--47-----N | 11105--47-----N | 11106--47-----N | 11107--47-----N | 12303--47-----N | 12342--47-----N |
| 50 | 11104--50-----N | 11105--50-----N | 11106--50-----N | 11107--50-----N | 12303--50-----N | |
| 70 | | | | | | |
| 85 | | | 11106--85-----N | | | |
| 90 | 11104--90-----N | 11105--90-----G | 11106--90-----G | 11107--90-----G | | |
| 100 | | | 11106--100-----N | 11107--100-----N | 12303--100-----G | |
| 110 | | | 11106--110-----N | | | |
| 142 | 11104--142-----G | 11106--142-----G | | 11107--142-----G | | 12303--142-----G |
| 142 | 1104--142-----N | 11106--142-----N | | 11107--142-----N | | 12303--142-----N |
| 293 | | | 11106--293-----N | | 11107--293-----G | |
| 293 | | | 11106--293-----G | | 11107--293-----N | |

* G = 25 pieces, N = 100 pieces

Other dimensions and packaging units are available on request

Regenerated Cellulose



The very low adsorption membranes are hydrophilic, solvent-resistant (pH 3–12) and therefore suited for the particle removal from solvents. The membrane is reinforced with nonwoven cellulose. They are available in two pore sizes: 0.45 μm and 0.2 μm .

Technical Specifications and Typical Performance Characteristics

| Type | Pore Size (μm) | Thickness (μm) | Bubble Point (bar) | Water Flow Rate (mL/min/cm ² /bar) |
|-------|-----------------------------|-----------------------------|--------------------|---|
| 18407 | 0.2 | 150 | ≥ 4.5 | 16 |
| 18406 | 0.45 | 150 | ≥ 2.9 | 32 |

Ordering Information




Filter Discs

| Ø in mm | 18406 (0.45 μm)* | 18407 (0.2 μm)* |
|---------|------------------------------|-----------------------------|
| 13 | 18406--13-----N | 18407--13-----N |
| 25 | 18406--25-----N | 18407--25-----N |
| 47 | 18406--47-----N | 18407--47-----N |
| 50 | 18406--50-----N | 18407--50-----N |
| 90 | 18406--90-----G | |
| 100 | 18406-100-----G | 18407-100-----G |
| 142 | 18406-142-----G | 18407-142-----G |
| 142 | | 18407-142-----N |
| 293 | 18406-293-----G | 18407-293-----G |

* G = 25 pieces, N = 100 pieces

Other dimensions and packaging units are available on request

Polyethersulfone



Polyethersulfone (PES) membrane filters are hydrophilic, have high flow rates, a low non-specific protein adsorption and are chemically resistant over a pH range of 1–14. They are therefore recommended for the filtration of aqueous solutions as well for protein filtration. Furthermore, the low level of extractables makes them suitable for environmental analysis.

Technical Specifications and Typical Performance Characteristics

| Type | Pore Size (µm) | Thickness (µm) | Bubble Point (bar) | Water Flow Rate (mL min cm² bar) | Burst Pressure (bar) |
|---------|----------------|----------------|--------------------|--|----------------------|
| 15458 | 0.1 | 150 | ≥ 2.5* | 9 | 0.5 |
| 15407MI | 0.2 | 150 | ≥ 3.2 | 30 | 0.4 |
| 15406 | 0.45 | 150 | ≥ 2.6 | 56 | 0.4 |
| 15404 | 0.8 | 150 | ≥ 1.1 | 125 | ≥ 0.2 |

*with isopropyl alcohol | water 60 vol% | 40 vol%

Ordering Information




Filter Discs

| Ø in mm | 15406 (0.45 µm)* | 15407MI (0.2 µm)* | 15458 (0.1 µm)* | 15404 (0.8 µm) |
|---------|------------------|-------------------|-----------------|-----------------|
| 25 | 15406--25-----N | 15407--25----MIN | 15458--25-----N | |
| 47 | 15406--47-----N | 15407--47----MIN | 15458--47-----N | |
| 50 | 15406--50-----N | 15407--50----MIN | 15458--50-----N | |
| 90 | | 15407--90----MIK | | |
| 142 | 15406-142-----G | 15407-142----MIG | | |
| 293 | | 15407-293----MIG | 15458-293-----G | 15458-293-----G |

* G = 25 pieces, K = 50 pieces, N = 100 pieces
Other dimensions and packaging units are available on request

Polyamide



Polyamide membrane filters are hydrophilic and chemically resistant to alkaline solutions and organic solvents. They are therefore recommended for the particle removal from aqueous solutions and solvents for analytical determination such as HPLC, for the sterile filtration of these liquids as well as for applications where a membrane with a relatively high non-specific adsorption is suitable.

Technical Specifications and Typical Performance Characteristics

| Type | Pore Size (µm) | Thickness (µm) | Bubble Point (bar) | Water Flow Rate (mL/min/cm ² /bar) | Burst Pressure (bar) |
|-------|----------------|----------------|--------------------|---|----------------------|
| 25007 | 0.2 | 110 | 3.3 | 24 | ≥ 0.25 |
| 25006 | 0.45 | 110 | ≥ 2.3 | 46 | ≥ 0.23 |

Ordering Information

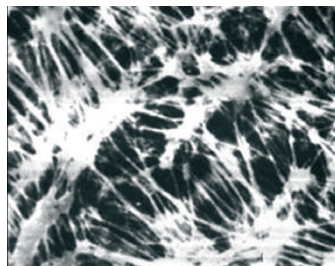


| Ø in mm | 25006 (0.45 µm)* | 25007 (0.2 µm)* |
|---------|------------------|-----------------|
| 13 | 25006--13-----N | 25007--13-----N |
| 25 | 25006--25-----N | 25007--25-----N |
| 47 | 25006--47-----N | 25007--47-----N |
| 50 | 25006--50-----N | 25007--50-----N |
| 90 | 25006--90-----G | 25007--90-----G |
| 142 | 25006-142-----N | 25007-142-----N |
| 293 | 25006-293-----N | 25007-293-----N |

* G = 25 pieces, N = 100 pieces

Other dimensions and packaging units are available on request

Hydrophobic PTFE



The main application of these membrane filters is the filtration of air, gases or chemicals. They are made of PTFE (polytetra-fluorethylene) only and are therefore permanently hydrophobic. Unlike other (hydrophilic) filter types, they are not wetted by air humidity, allowing unhindered passage of air at low differential pressures as well. PTFE membrane filters have an excellent chemical compatibility (pH 1 to 14), so that they are also used for the filtration of solvents and acids, to which other filter types are not resistant. Due to their hydrophobic characteristics, they must be pre-wetted with ethanol or methanol before the filtration of aqueous media.

Technical Specifications and Typical Performance Characteristics

| Type | Pore Size (µm) | Thickness (µm) | Bubble Point with Isopropylalcohol [bar], visual | Isopropanol Flow Rate (mL/min/cm ² /bar) |
|-------|----------------|----------------|--|---|
| 11807 | 0.2 | 60 | ≥ 1.2 | 9 |
| 11806 | 0.45 | 80 | ≥ 0.9 | 20 |
| 11803 | 1.2 | 100 | | 86 |
| 11842 | 5 | 100 | | 250 |

Ordering Information




Filter Discs

| Ø in mm | 11803 (1.2 µm)* | 11806 (0.45 µm)* | 11807 (0.2 µm)* | 11842 (5 µm)* |
|---------|-----------------|------------------|-----------------|-----------------|
| 13 | 11803--13-----N | 11806--13-----N | 11807--13-----N | |
| 25 | 11803--25-----N | 11806--25-----N | 11807--25-----N | 11842--25-----N |
| 37 | 11803--37-----N | 11806--37-----N | | |
| 42 | | | | 11842--42-----N |
| 47 | 11803--47-----N | 11806--47-----N | 11807--47-----N | 11842--47-----N |
| 50 | 11803--50-----N | 11806--50-----N | 11807--50-----N | 11842--50-----N |
| 90 | 11803--90-----G | 11806--90-----G | 11807--90-----G | |
| 100 | 11803-100-----G | 11806-100-----G | 11807-100-----G | 11842-100-----G |
| 142 | 11803-142-----G | 11806-142-----G | 11807-142-----G | 11842-142-----G |
| 293 | 11803-293-----G | 11806-293-----G | 11807-293-----G | 11842-293-----G |

* G = 25 pieces, K = 50 pieces, N = 100 pieces

Other dimensions and packaging units are available on request

Polycarbonate Track-Etched



Those white and hydrophilic polycarbonate track-etched filters are manufactured from high grade polycarbonate film using track-etch technology. Their capillary pore structure is uniform and precise, with a narrow pore size distribution to retain particles on their surface. Track-etched filters are an excellent choice for accurate fractionation of particulates because of their precise pore size. Track-etch technology offers the user distinct performance advantages when excellent surface capture and high sample visibility are required. Their main applications are particulate analysis, epifluorescence microscopy, fluid clarification, cytology, cell biology, bioassays, water microbiology and environmental analysis.

Technical Specifications and Typical Performance Characteristics

| Type | Pore Size (μm) | Thickness (μm) | Bubble Point (bar) | Water Flow Rate (mL/min/cm ² /0.7 bar) | Burst Pressure (bar) |
|-------|----------------|----------------|--------------------|---|----------------------|
| 23058 | 0.1 | 25 | ≥ 7.0 | ≥ 0.5 | ≥ 0.7 |
| 23007 | 0.2 | 25 | ≥ 3.5 | ≥ 10 | ≥ 0.7 |
| 23006 | 0.4 | 25 | ≥ 2.0 | ≥ 30 | ≥ 0.7 |
| 23004 | 0.8 | 25 | ≥ 0.6 | ≥ 40 | ≥ 0.7 |
| 23A42 | 5 | 11 | N/A | 50* | N/A |
| 23015 | 15 | 37 | N/A | 100* | N/A |

*Flow rate for air [L/(m²s 0.7 bar)]

Ordering Information



Filter Discs, 100 Pieces

| Ø in mm | 23004 (0.8 μm) | 23006 (0.4 μm) | 23007 (0.2 μm) | 23058 (0.1 μm) |
|---------|-----------------|-----------------|-----------------|-----------------|
| 25 | 23004--25-----N | 23006--25-----N | 23007--25-----N | 23058--25-----N |
| 47 | | 23006--47-----N | 23007--47-----N | 23058--47-----N |
| 50 | | | 23007--50-----N | |

| Ø in mm | 23A42 (5 μm) | 23015 (15 μm) |
|---------|-----------------|-----------------|
| 47 | 23A42--47-----N | 23015--47-----N |

Other dimensions and packaging units are available on request

Blotting | Chromatography Papers



These papers are made of cotton linters only with α -cellulose content of > 98%. These highly pure papers are not only ideal for blotting and chromatography, but also for a wide range of absorption applications like those common in the life sciences and diagnostics. Below you will find an overview of the most commonly used grades.

Typical Performance Characteristics

| Grade | Weight (g/m ²) | Thickness (mm) | Capillary Rise (mm/30 min) | Capillary Rise (mm/10 min) | Properties |
|--------|----------------------------|----------------|----------------------------|----------------------------|---|
| FN 4 | 125 | 0.24 | 95 | | Chromatography paper, ash content < 0.04% |
| FN 7 | 150 | 0.32 | 145 | | Chromatography paper, ash content < 0.04% |
| FN 30 | 320 | 0.90 | 240 | | Chromatography paper, ash content < 0.04%, paper for antibiotic test strips |
| FN 100 | 195 | 0.35 | 115 | 70 | The most commonly used chromatography and blotting paper |
| BF 3 | 330 | 0.76 | 30 | 130 | Blotting paper to increase and maintain the transport of liquids |

Ordering Information

Sheets in 580 × 600 mm

| Grade FN 4 (100 Sheets) | Grade FN 7 (50 Sheets) | Grade FN 30 (25 Sheets) | Grade FN 100 (50 Sheets) | Grade BF 3 (50 Sheets) |
|----------------------------|---------------------------|----------------------------|-----------------------------|---------------------------|
| FT-2-504-580600N | FT-2-507-580600K | FT-2-526-580600G | FT-2-527-580600K | FT-2-520-580600K |

Other dimensions and packaging units are available on request

Nitrocellulose Membrane for Blotting

Sartorius nitrocellulose membranes are available in two pore sizes, 0.22 µm and 0.45 µm. Both versions combine the advantages of high protein binding capacity with low background and high membrane stability, which ensures easy handling. Due to its large surface area, the 0.22 µm membrane version is recommended for small proteins. Sartorius blotting membranes are ideal for western blotting, DNA blotting as well as dot or slot blots. They have been optimized for all protein blotting systems, such as electrotransfer, semi-dry or simple capillary blotting.

Typical Values

| | 0.22 µm | 0.45 µm |
|------------------------------|----------------------------------|----------------------------------|
| Material | Cellulose nitrate | Cellulose nitrate |
| Thickness | 130 µm | 130 µm |
| Water flow rate | 27 mL/(min. cm ² bar) | 70 mL/(min. cm ² bar) |
| Bubble point | 4.4 bar | 2.4 bar |
| Wettability in water | ≤ 1 s | ≤ 1 s |
| Extractable content in water | ≤ 1 % | ≤ 1 % |
| Burst pressure | 0.8 bar | 0.2 bar |
| Binding capacity for IgG | 200 µg/cm ² | 200 µg/cm ² |

Ordering Information

| | Roll Size | Order No. |
|------------|-------------|----------------|
| NC 0.22 µm | 30 cm × 3 m | 11327-----41BL |
| NC 0.45 µm | 30 cm × 3 m | 11306-----41BL |

All indicated data to be understood as typical average values



Re-usable 13 mm Syringe Filter Holders

For the Ultracleaning of Small Volumes Up to About 10 mL

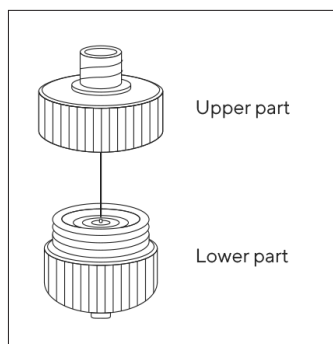


PTFE Holder for Solvents and Chemicals

Made completely of PTFE, this holder is unaffected by chemicals and contains no trace elements which could be released into the liquid being filtered. It is therefore extremely well suited for particle removal from samples and reagents for analytical methods, such as NMR samples. Other benefits of this application are the low hold-up volume, the easy cleaning and the drying at a temperature of 180 °C. The construction of the holder ensures leak proof sealing without a sealing ring, and avoids twisting of the membrane filter when the top is tightened onto the base.

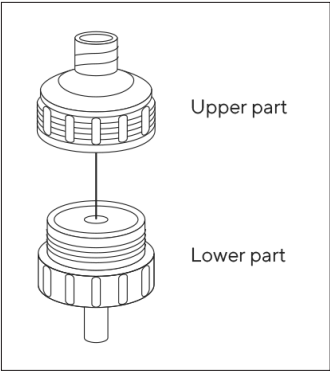
Specifications

| | |
|-------------------------|---|
| Connectors | Female Luer Lock inlet, luer slip outlet |
| Chemical compatibility | As for PTFE |
| Filtration area | 0.5 cm ² |
| Materials | PTFE top and bottom parts |
| Max. operating pressure | 5 bar 500 kPa 72.5 psi |
| Membrane filter Ø | 13 mm |
| Sterilization | By autoclaving (max. 134 °C) or by dry heat (max. 180 °C) |
| Hold-up volume | Less than 0.03 mL after overcoming the bubble point (0.3 mL before) |



Ordering Information

| Description | Order No. |
|----------------------------------|-----------|
| 13 mm PTFE Syringe Filter Holder | 16574 |



Polycarbonate Holder for Aqueous Solutions

This inexpensive filter holder is made of clear, autoclavable polycarbonate. The silicone gasket enables a leak-free filtration at pressures of up to 7 bar by simply screwing it together manually. Filter supports in the top and bottom parts allow filtration in either direction.

Specifications

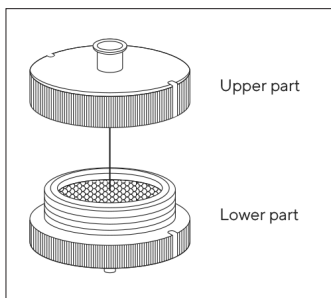
| | |
|-------------------------|--|
| Connectors | Female Luer Lock inlet, luer slip outlet |
| Chemical compatibility | As for polycarbonate and silicone |
| Filtration area | 0.5 cm ² |
| Materials | Polycarbonate top and bottom part,silicone gasket |
| Max. operating pressure | 7 bar 700 kPa 101.5 psi |
| Membrane filter Ø | 13 mm |
| Sterilization | By autoclaving at 121 °C |
| Hold-up volume | Less than 0.2 mL after overcoming the bubble point (0.3 mL before) |

Ordering Information

| Description | Order No. |
|---|-------------|
| 13 mm Polycarbonate Syringe Filter Holder | 16514-----E |

Re-usable 25 mm Syringe Filter Holders

For the Ultracleaning and Sterilizing Filtration of Volumes of Up to About 100 mL



Stainless Steel Holder for Solvents and Chemicals

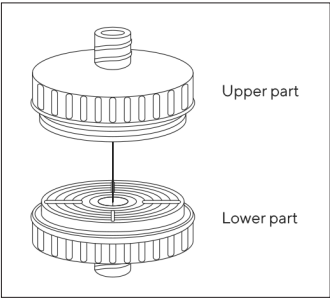
Made of stainless steel, this holder is heat-resistant, and the chemical compatibility depends only on the inserted filter type. The top part can easily be mounted on the bottom part using the enclosed tightening tool. Filter supports in the top and bottom parts allow filtration in either direction.

Specifications

| | |
|-------------------------|--|
| Connectors | Female Luer Lock inlet, luer slip outlet |
| Chemical compatibility | As for stainless steel |
| Filtration area | 3 cm ² |
| Materials | Stainless steel (1.4305) top and bottom parts |
| Max. operating pressure | 7 bar 700 kPa 101.5 psi |
| Membrane filter Ø | 25 mm |
| Sterilization | By autoclaving (max. 134°C) or by dry heat (max. 180°C) |
| Hold-up volume | Less than 0.1 mL after overcoming the bubble point (0.3 mL before) |

Ordering Information

| Description | Order No. |
|-------------------------------|-----------|
| 25 mm Stainless Steel Holder | 16214 |
| Tightening tool, Polyman 24/5 | 6980595 |



Polycarbonate Holder for Aqueous Solutions

This inexpensive filter holder is made of clear, autoclavable polycarbonate. The silicone gasket enables a leak-free filtration at pressures of up to 7 bar by simply screwing it together manually. Filter supports in the top and bottom parts allow filtration in either direction.

Specifications

| | |
|-------------------------|--|
| Connectors | Female Luer Lock inlet, luer slip outlet |
| Chemical compatibility | As for polycarbonate and silicone |
| Filtration area | 3 cm ² |
| Materials | Polycarbonate top and bottom parts, silicone gasket |
| Max. operating pressure | 7 bar 700 kPa 101.5 psi |
| Membrane filter Ø | 25 mm |
| Sterilization | By autoclaving at 121 °C |
| Hold-up volume | Less than 0.3 mL after overcoming the bubble point (0.6 mL before) |

Ordering Information

| Description | Order No. |
|---|-------------|
| 25 mm Polycarbonate Syringe Filter Holder, pack of 12 | 16517-----E |
| Silicone gasket, 20.5×26.5×0.5 mm, pack of 10 | 6980570 |

25 mm Glass Vacuum Filter Holder

For Hybridization Tests, Particle Testing and Clarification



This filter holder is available in two versions differing from each other only in the type of the filter support. The filter with glass frit ensures uniform distribution of retained particles and is therefore recommended when the residue on the filter surface is of interest. Because it is easy to clean, the device with the PTFE-coated screen support is preferable when the filtrate is required, or when liquids difficult to remove from glass frits must be examined.

The PTFE ring, which holds the glass frit and the screen support, allows for the autoclaving of the devices with a filter in position and protects the edge of the glass frit from breakage and potential leakage. It has a rim around the upper edge to simplify the positioning of the membrane filter when inserted and a silicone O-ring in the underside for a leak-proof seal on the filtrate side. The funnel-shaped top part simplifies filling in the sample.

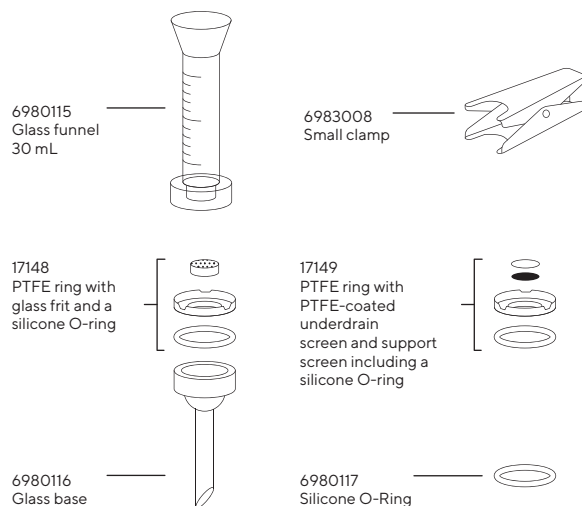
Specifications

| | |
|----------------------------|---|
| Outlet spout | 12 mm Ø |
| Parts and materials | Borosilicate glass funnel and base PTFE glass filter support (type 16306) or PTFE stainless steel filter support, coated with PTFE (type 16315) Silicone O-ring 25 × 3 mm Anodized Aluminium clamp |
| Chemical compatibility | As for glass, PTFE and silicone. The silicone O-ring can be replaced by a fluoroelastomer O-ring (order no. 00118) |
| Funnel capacity | 30 mL |
| Filtration area | 3 cm ² |
| Max. operating pressure | Only for vacuum |
| Suitable membrane filter Ø | 25 mm (or 24 mm) |
| Sterilization | By autoclaving (max. 134 °C) or by dry heat (max. 180 °C) |

Ordering Information

| Description | Order No. |
|---|-----------|
| Glass vacuum filtration holder for 25 mm (or 24 mm) membrane filter, with glass frit filter support | 16306 |
| Glass vacuum filtration holder for 25 mm (or 24 mm) membrane filter, with PTFE-coated screen filter support | 16315 |

Replacement parts are shown in the diagram.



Note: PTFE rings in sets 17148 and 17149 have different dimensions and are not interchangeable.

50 mm Glass Vacuum Filter Holder

For Particle Testing or Clarification and Sterile Filtration



This filter holder is available in two versions differing from each other only in the type of the filter support. The device with glass frit ensures uniform distribution of retained particles and is therefore recommended, when the residue on the filter surface is of interest. Because it is easy to clean, the device with the PTFE-coated screen support is preferable when the filtrate is required, or when liquids difficult to remove from glass frits must be examined.

The PTFE ring, which holds the glass frit and the screen support, allows the auto-claving of the devices with a filter in position and protects the edge of the glass frit from breakage and potential leakage. It has a rim around the upper edge to simplify the positioning of the membrane filter when inserted and a silicone O-ring in the underside for a leak-proof seal on the filtrate side.

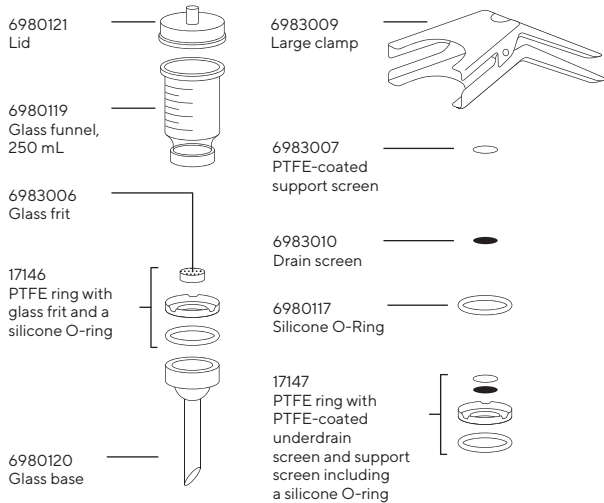
Specifications

| | |
|----------------------------|--|
| Outlet spout | 15 mm Ø |
| Parts and materials | Borosilicate glass funnel and base Silicone caoutchouc lid PTFE glass filter support (type 16307) or PTFE stainless steel filter support, coated with PTFE (type 16316) Silicone O-ring 45×3 mm Anodized Aluminium clamp |
| Chemical compatibility | As for glass, PTFE and silicone. The silicone O-ring can be replaced by a fluoroelastomer O-ring (order no. 00124). |
| Funnel capacity | 250 mL |
| Filtration area | 12.5 cm² |
| Max. operating pressure | Only for vacuum |
| Suitable membrane filter Ø | 50 mm (or 47 mm) |
| Sterilization | By autoclaving (max. 134 °C) or by dry heat (max. 180 °C) |

Ordering Information

| Description | Order No. |
|---|-----------|
| Glass vacuum filtration holder for 50 mm (or 47 mm) membrane filter, with glass frit filter support | 16307 |
| Glass vacuum filtration holder for 50 mm (or 47 mm) membrane filter, with PTFE-coated screen filter support | 16316 |

Replacement parts are shown in the diagram.



Note: PTFE rings in sets 17146 and 17147 have different dimensions and are not interchangeable.

All-Glass Vacuum Filter Holder

For Analytical Determinations, Particle Removal from Solvents

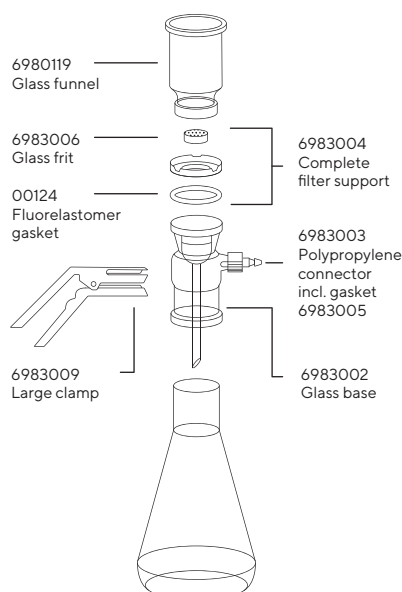


All areas, where liquid and device can come into direct contact, are made of glass or PTFE. The device, in combination with solvent-resistant, hydrophilic RC-membranes, is therefore ideal for ultracleaning and degassing solvents and solvent mixtures for HPLC, GC and AA.

Convenience of handling is ensured by several beneficial features. A 6 mm wide non-ground rim above the ground glass neck of the suction flask prevents the filtrate from contacting grease on the ground glass surface and so avoids its contamination while being poured out of the flask. The hose nipple connector is made of polypropylene for safe connection of the vacuum hose. The filtrate outlet spout ends well below the entrance to this hose nipple.

Specifications

| | |
|----------------------------|---|
| Outlet spout | 15 mm Ø |
| Parts and materials | Borosilicate glass funnel, base and flask, sintered glass frit in a PTFE ring and fluoroelastomer O-ring (45 × 3 mm) underneath, anodized aluminium clamp |
| Chemical compatibility | As for glass and PTFE |
| Funnel capacity | 250 mL |
| Bottle capacity | 1 L |
| Filtration area | 12.5 cm ² |
| Max. operating pressure | Only for vacuum |
| Suitable membrane filter Ø | 50 mm (or 47 mm), 40 or 42 mm prefilter |
| Sterilization | By autoclaving (max. 134 °C) or by dry heat (max. 180 °C) |



Ordering Information

| Description | Order No. |
|--|-----------|
| All-glass vacuum filter holder for 50 mm (or 47 mm) membrane filter, with vacuum-resistant flask, capacity 1 liter | 16309 |

Replacement parts are shown in the diagram.

Polycarbonate In-Line Filter Holder

For the Filtration of Liter Volumes of Aqueous Solutions



This holder is made of stable, autoclavable polycarbonate. This practical holder is suitable for many simple laboratory filtrations. It can be connected to a peristaltic pump or a pressure container. The bell-shaped base protects the filtrate from repeated contamination while flowing in a receiver.

The holder is characterized by an excellent resistance to pressure and density setting by simple hand-tightening. The transparent top part allows the visual control of the correct fit of the O-ring. The hose nipples can be replaced by luer connectors to use it as a large area syringe filter holder.



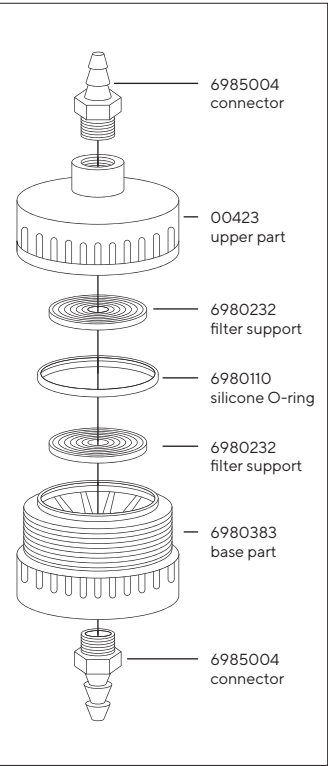
Specifications

| | |
|----------------------------|---|
| Chemical compatibility | As for polycarbonate, polypropylene and silicone |
| Filtration area | 12.5cm ² |
| Weight | 83g |
| Connectors | M 12x1 male thread to hose barb DN10 |
| Materials | Polycarbonate top part, base part and hose nipple, polypropylene filter support, silicone O-ring (40×5 mm) |
| Max. operating pressure | 7 bar 700 kPa 101.5 psi |
| Suitable membrane filter Ø | 50 mm (40 or 42 mm prefilter) |
| Sterilization | By autoclaving at 121 °C The material withstands repeated cycles, provided aggressive cleaning agents are completely washed off and that the boiler water does not contain anti-corrosive or anti-scaling additives. |

Ordering Information

| Description | Order No. |
|---|-------------|
| Polycarbonate in-line filter holder for 50 mm membrane filter, pack of 5. | 16508-----B |

Replacement parts are shown in the diagram.



25 mm Stainless Steel Filter Holder

For In-Line Filtration



The G¼ connection threads with density barrel, guarantee leak-proof sealing of the hose nipple and the holder without sealing rings. Other connectors, available as accessories, fit the holder onto reducing valves or pumps with G¾ female thread (order no. 01029) or onto pressure tanks with G¾ male thread (order no. 00177).

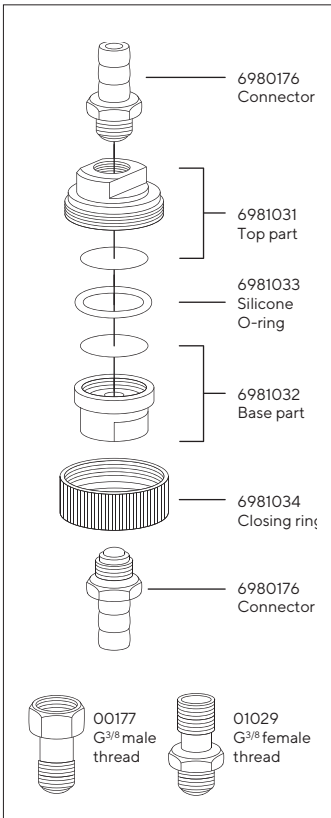
Specifications

| | |
|--------------------------|---|
| Connectors | M 12x1 male thread to hose barb DN10 |
| Filtration area | 3 cm² |
| Weight | ca. 170g |
| Materials | Stainless steel, except silicone O-ring (21 × 2 mm) and aluminium closing ring |
| Max. operating pressure | 5 bar 500 kPa 72.5 psi |
| Suitable membrane filter | 25 mm (20 mm prefilter for the filtration of liquids only) |
| Sterilization | By autoclaving (max. 134 °C) or by dry heat (max. 180 °C) |

Ordering Information

| Description | Order No. |
|---|-----------|
| Stainless steel pressure filter holder for 25 mm Ø membrane filter. | 16251 |

Replacement parts are shown in the diagram.



47 mm Stainless Steel Filter Holder

For In-Line Filtration



The filter holder is suitable for a pressure of up to 20 bar. The inlet side valve is convenient for the intermittent run-off of waste water. Other connectors, available as accessories, fit the holder onto reducing valves or pumps with G³/₈ female thread (order no. 17089) or onto pressure tanks with G³/₈ male thread (order no. 17069) or on taps with G³/₄ male thread (order no. 17068).

Specifications

| | |
|--------------------------|---|
| Connectors | M 12x1 male thread to hose barb DN10 |
| Filtration area | 13 cm² |
| Weight | ca. 490 g |
| Materials | Stainless steel, except silicone O-ring (42 × 3 mm), PTFE and fluoroelastomer valve seals |
| Max. operating pressure | 20 bar 2,000 kPa 290 psi |
| Suitable membrane filter | 47 mm (40 or 42 mm prefilter) |
| Sterilization | By autoclaving (max. 134 °C) or by dry heat (max. 180 °C) |

Ordering Information

| Description | Order No. |
|--|---------------|
| Stainless steel filter holder for 47 mm membrane filter (with adapter M12 × 1 male thread to hose barb DN10, Mat. 316, ref. 6980801) – Replacement parts are shown in the diagram | 16254 |
| Stainless steel filter holder for 47 mm membrane filter (with adapter M12 × 1 male thread to hose barb DN 4 to 5, Mat. 316, ref. 6981132) | 16278 |
| Stainless steel back pressure screen | 6980721-----1 |
| Stainless steel filter support screen | 6980180-----1 |
| Stainless steel underdrain screen | 00181 |
| Stainless steel connector M12 × 1 male thread to hose barb DN 4–5 | 6981132 |
| Adapter Quick connect nipple length 60 mm male part to male thread M12 × 1, Mat 316 | 17090-----1 |

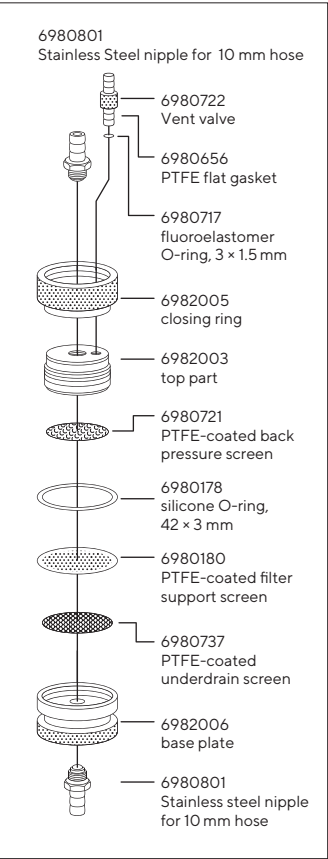


Diagram for 16254

Stainless Steel Pressure Filter Holder

For the Filtration of Up to 5 L Volumes

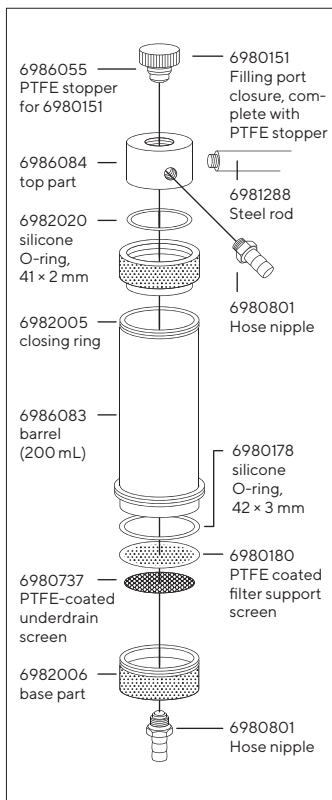


A practical filter holder for many laboratory filtrations. It can be attached to a tripod with the help of a steel rod which can be screwed in. The hose nipple is screwed into the side of the top part, leaving room for a large filling opening. This makes pouring in the sample easier, and the sample can be refilled without removing the tube connection to the pressure source.

Leak-proof sealing is achieved by hand-tightening the closing ring. For the filtration of small volumes (up to about 200 mL of soil samples or viscous liquids, such as oils), the holder is connected directly to a pressure source. For the filtration of up to 5 L volumes of relatively easily filterable liquids (e.g. buffer solutions, solutions for cell counters and tissue culture solutions), it is used in combination with a pressure tank.

Specifications

| | |
|----------------------------|---|
| Chemical compatibility | As for stainless steel, PTFE and silicone. If required, the silicone O-ring in the filter support can be replaced by a fluoroelastomer O-ring 00179 or a PTFE O-ring 17038 (by reducing the max. operating pressure to 4 bar 58 psi); the silicone O-ring in the top part can be replaced by a fluoroelastomer O-ring 17145. |
| Filtration area | 13 cm ² |
| Weight | 960 g |
| Connectors | M 12x1 male thread to hose barb DN10 |
| Materials | Top part, barrel, base part, corrugated iron, closing ring, closure cap, back pressure screen and stainless steel hose nipples 1.4401 (AISI 316), PTFE-coated stainless steel filter support, silicone O-rings, 41 × 2 mm (top part) and 42 × 3 mm (filter support), PTFE-sealing (cap). |
| Max. operating pressure | 10 bar 1,000 kPa 145 psi |
| Suitable membrane filter Ø | 47 mm (40 or 42 mm prefilter) |
| Sterilization | By autoclaving (max 134 °C) or by dry heat (180 °C) |



Ordering Information

| Description | Order No. |
|---|-------------|
| Stainless steel pressure filter holder | 16249 |
| Stainless steel pressure filter holder with double jacket | 16249-----3 |

Replacement Parts

| Description | Order No. |
|--|-----------|
| Fluoroelastomer O-ring, 42 × 3 mm | 00179 |
| PTFE O-ring, 42 × 3 mm | 17038 |
| Fluoroelastomer O-ring for upper part, 41 × 2 mm | 17145 |

Other replacement parts are shown in the diagram or on page 138.

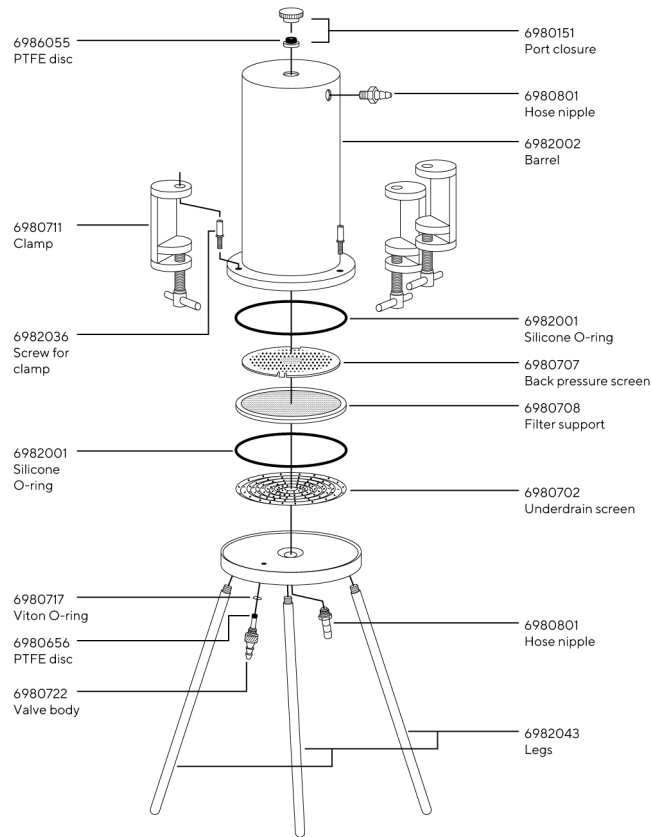
Large Stainless Steel Pressure Filter Holder



This holder is widely used in laboratories for particle removal and for sterile filtration of several liters of volume and can hold filter discs up to a diameter of 142 mm. It has a stable construction and is easy to operate. In addition, this filter holder has an integrated funnel with a capacity of 2 liters, eliminating the need for an additional pressure vessel. The large filtration area of 130 cm² ensures a high flow rate for the total filter volume.

Specifications

| Stainless steel pressure filter holder (142 mm, 2000 mL) | |
|--|--|
| Connectors | M 12x1 male thread to hose barb DN10 |
| Filtration area | 130 cm ² |
| Capacity | 2000 mL |
| Weight | 12 kg |
| Materials | Stainless steel 1.4401, except silicone O-ring (280 mm × 4 mm) |
| Max. operating pressure | 7 bar |
| Suitable membrane filter Ø | 142 mm (130 mm prefilter) |
| Sterilization | By autoclaving (max. 134 °C) or by dry heat (max. 180 °C) |



Large Stainless Steel In-Line Filter Holder

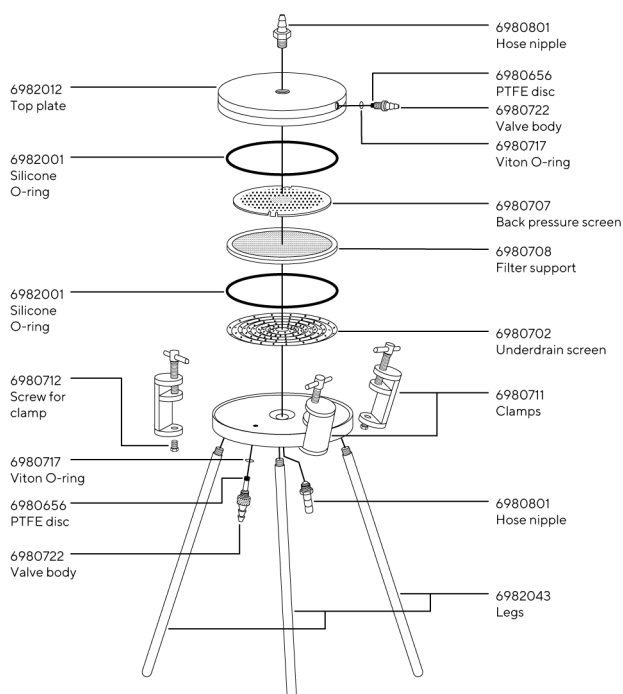


This holder is widely used in laboratories for particle removal and for sterile filtration of several liters of volume and can hold filter discs up to a diameter of 142 mm. This in-line filter is installed directly in the fluid flow path, making it easy to integrate into your filtration system. The supplied unscrewable hose nipples can be replaced by G3/8 connectors, if systems with particularly practical handling are required.

Specifications

Stainless steel in-line filter holder (142 mm)

| | |
|----------------------------|--|
| Connectors | M 12x1 male thread to hose barb DN10 |
| Filtration area | 130 cm ² |
| Weight | 6 kg |
| Materials | Stainless steel 1.4401, except silicone O-ring (280 mm × 4 mm) |
| Max. operating pressure | 7 bar |
| Suitable membrane filter Ø | 142 mm (130 mm prefilter) |
| Sterilization | By autoclaving (max. 134 °C) or by dry heat (max. 180 °C) |



Ordering Information

| Description | Order No. |
|---|-----------|
| Stainless steel pressure filter holder, 142 mm, 2000 mL | 16274 |
| Stainless steel in-line filter holder, 142 mm | 16275 |
| O-Ring EPDM 130.00 × 4.00 mm | 6982071 |
| O-Ring Fluoroelastomer 130.00 × 4.00 mm | 6982070 |
| Back pressure screen uncoated, Mat 316 | 6982017 |
| Support screen uncoated, Mat 316 | 6982018 |

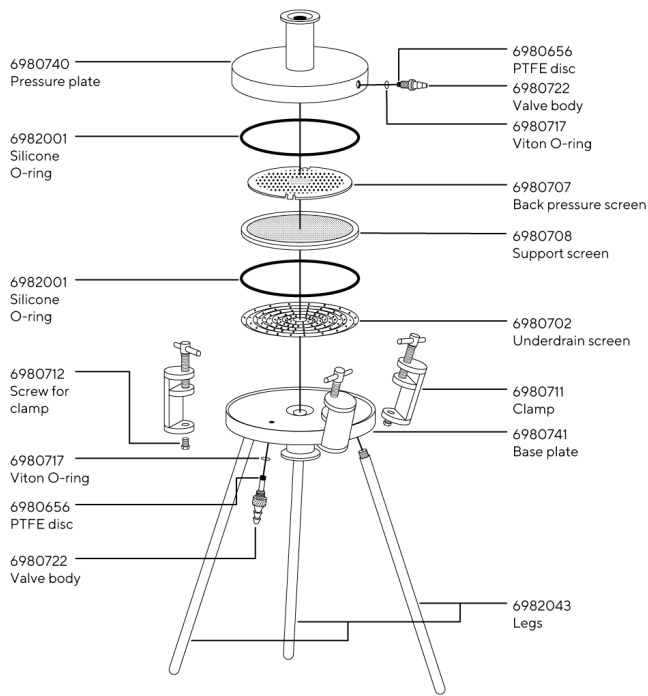
Large Stainless Steel In-Line Filter Holder



This holder is widely used in laboratories for particle removal and for sterile filtration of several liters of volume and can hold filter discs up to a diameter of 142 mm. It is supplied with a Tri Clamp (TC) connection, which is widely used in industries with stringent hygiene requirements because it is easy to clean and maintain. This in-line filter is installed directly in the fluid flow path, making it easy to integrate into your filtration system.

Specifications

| Stainless steel pressure filter holder (142 mm) | |
|---|--|
| Connectors | TC 50.5 |
| Filtration area | 130 cm² |
| Weight | 6 kg |
| Materials | Stainless steel 1.4401, except silicone O-ring (130 mm × 4 mm) |
| Max. operating pressure | 7 bar |
| Suitable membrane filter Ø | 142 mm (130 mm prefilter) |
| Sterilization | By autoclaving (max. 134 °C) or by dry heat (max. 180 °C) |



Large Stainless Steel In-Line Filter Holder



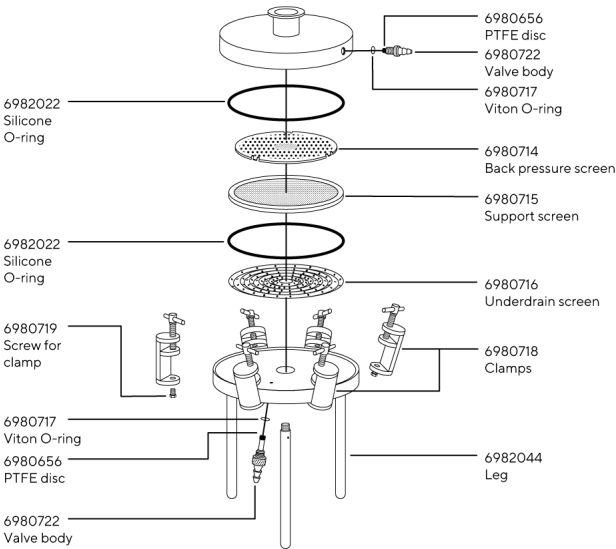
This holder is widely used in laboratories for particle removal and for sterile filtration of several liters of volume and can hold filter discs up to a diameter of 293 mm. It is supplied with a Tri Clamp (TC) connection, which is widely used in industries with stringent hygiene requirements because it is easy to clean and maintain. This in-line filter is installed directly in the fluid flow path, making it easy to integrate into your filtration system.

Specifications

| Stainless steel in-line filter holder (293 mm) | |
|--|--|
| Connectors | TC 50.5 |
| Filtration area | 560 cm ² |
| Weight | 12 kg |
| Materials | Stainless steel 1.4401, except silicone O-ring (280 mm × 4 mm) |
| Max. operating pressure | 5 bar |
| Suitable membrane filter Ø | 293 mm (279 mm prefilter) |
| Sterilization | By autoclaving (max. 134 °C) or by dry heat (max. 180 °C) |

Ordering Information

| Description | Order No. |
|---|-----------|
| Stainless steel in-line filter holder, 142 mm | 16276 |
| Stainless steel in-line filter holder, 293 mm | 16277 |
| O-Ring EPDM 130.00 × 4.00 mm | 6982071 |
| O-Ring Fluoroelastomer 130.00 × 4.00 mm | 6982070 |
| Back pressure screen uncoated, Mat 316 | 6982017 |
| Support screen uncoated, Mat 316 | 6982018 |
| O-Ring EPDM 280.00 × 4.00 mm | 6982077 |
| O-Ring Fluoroelastomer 280.00 × 4.00 mm | 6982078 |
| Back pressure screen uncoated, Mat 316 | 6982027 |
| Support screen uncoated, Mat 316 | 6980653 |



Combisart® Kits



The stainless steel manifold provides robust support, while the glass filter holder delivers unmatched clarity – together, they redefine the filtration experience. Made of high-grade stainless steel (B.S. 304S31 | AISI 304); the Combisart® accommodates any type of vacuum funnel. Stainless steel three-way valves allow the vacuum for each filter holder to be sterilely vented. The low height of the manifold ports is particularly advantageous for working on a clean bench.

The top and bottom part of the glass filter holders are easily and securely fastened together using the metal clamp. The centering rim on the filter support ensures correct positioning of the membrane filter.

The reusable and practical filter holder is made of autoclavable plastic and, thus, ideal for microbiological and analytical testing outside the laboratory

Technical Specifications

| | |
|-----------------------------------|---|
| Combisart® | |
| Dimensions (L H D) | 435 mm 103 mm 120 mm |
| Max. Operating Pressure | Vacuum or max. 2 bar (29 psi) pressure |
| Inlets | TR 20 x 2 female threads |
| Outlets | Hose Nipple DN 10 |
| Sterilization | By autoclaving (134 Grad Celsius max) By dry heat (180 Grad Celsius max) |
| Adapters | |
| Material | Base – AISI 304 stainless steel Stopper – Silicone |
| Max. operating pressure | Vacuum only |
| Sterilization | By autoclaving (134 Grad Celsius max) By dry heat (180 Grad Celsius max) |
| Outlet | TR 20 + 2 mm male thread |
| Glass Filter Holder 30 mL | |
| Base outlet | 12 mm diameter |
| Parts and materials | Borosilicate glass funnel and base PTFE glass filter support (16306) or PTFE stainless steel filter support, coated with PTFE (16315) Silicone O-ring 45 x 3 mm Anodized aluminum clamp |
| Chemical Compatibility | Same as glass, PTFE and silicone Silicone O-ring can be replaced by a fluorelastomer O-ring (00118) |
| Outlet | TR 20 + 2 mm male thread |
| Funnel capacity | 30 mL |
| Max. operating pressure | Only for vacuum |
| Filtration area | 3 cm² |
| Suitable membrane filter diameter | 25 mm |
| Sterilization | By autoclaving (134 Grad Celsius max) By dry heat (180 Grad Celsius max) |



Technical Specifications (continued)

Glass Filter Holder 250 mL

| | |
|-----------------------------------|---|
| Base outlet | 15 mm diameter |
| Parts and materials | Borosilicate glass funnel and base Silicone rubber lid PTFE glass filter support (16307) or PTFE stainless steel filter support, coated with PTFE (16316) Silicone O-ring 45 x 3 mm Anodized aluminum clamp |
| Chemical Compatibility | Same as glass, PTFE and silicone Silicone O-ring can be replaced by a fluorelastomer O-ring (00124) |
| Funnel capacity | 250 mL |
| Max. operating pressure | Only for vacuum |
| Filtration area | 12.5 cm ² |
| Suitable membrane filter diameter | 47 mm 50 mm |
| Sterilization | By autoclaving (134 Grad Celsius max) By dry heat (180 Grad Celsius max) |

Polycarbonate Filter Holder

| | |
|-----------------------------------|--|
| Material | Polycarbonate housing Polypropylene filter support Silicone O-ring 40 x 5 mm |
| Capacity | 250 mL |
| Suitable membrane filter diameter | 47 mm |
| Filtration area | 12.5 cm ² |
| Max operating pressure | Vacuum or 2 bar (29 psi) pressure max. |
| Sterilization | By autoclaving (121 Grad Celsius max.) |
| Outlet | TR 20 x 2 mm male thread |

Ordering Information

| Description | Order No. |
|---|--------------|
| Combisart® Kit with three glass filter holders, 30 mL | 16842-KIT-01 |
| Combisart® Kit with three glass filter holders, 30 mL and PTFE coated filter support | 16842-KIT-02 |
| Combisart® Kit with three glass filter holders, 250 mL | 16842-KIT-03 |
| Combisart® Kit with three glass filter holders, 250 mL and PTFE coated filter support | 16842-KIT-04 |
| Combisart® Kit with three polycarbonate filter holders, 250 mL | 16842-KIT-05 |



Accessories and Replacement Parts

| Order No. | Units | Description |
|---------------|-------|---|
| 17575-----ACK | 50 | Minisart® SRP25, sterile filter for venting, 0.2 µm, individually sterile packaged, can be autoclaved 5 times |
| 17012-----E | 12 | Plug Luer Lock, to close the Minisart® inlet, if sterile venting is not required |
| 6980225 | 10 | Plug, conical, to close the venting hole beside 3-way-valve, if sterile venting is not required |
| 6980235 | 3 | Silicone O-ring for manifold female threads |
| 16306 | 1 | Glass filter holder 30 ml / 25 mm membrane filter with glass frit filter support |
| 16307 | 1 | Glass filter holder 250 ml / 47 mm or 50 mm membrane filter, with glass frit filter support |
| 16315 | 1 | Glass filter holder 30 ml / 25 mm membrane filter with PTFE-coated screen filter support |
| 16316 | 1 | Glass filter holder 250 ml / 47 mm or 50 mm membrane filter with PTFE-coated screen filter support |
| 16836 | 1 | Adapter with 11 mm opening in stopper. Applicable for 16306 and 16315 glass filter holder |
| 00280 | 1 | Replacement stopper for 16836 |
| 16837 | 1 | Adapter with 14 mm opening in stopper. Applicable for 16307 and 16316 glass filter holder |
| 00281 | 1 | Replacement stopper for 16837 |
| 16511 | 1 | Polycarbonate Filter 16511 Holder 250 ml / 47 mm membrane filter |

Germany

Sartorius Lab Instruments GmbH & Co. KG
Otto-Brenner-Strasse 20
37079 Goettingen
Phone +49 551 308 0

USA

Sartorius Corporation
565 Johnson Avenue
Bohemia, NY 11716
Phone +1 631 254 4249
Toll-free +1 800 635 2906



For further information, visit

www.sartorius.com